


**RIO**  
PRODUCTS



## PRODUCT GUIDE **2017**



- FLY LINES
- LEADERS
- TIPPET
- ACCESSORIES









# IDAHO PRIDE

**When you live, fish and work in the center of the trout universe, actually making it to work can be tough.** Unless your job is at RIO, where fishing and work are often one and the same. From mountain-freestone cutthroat and Snake River steelhead to the highly educated rainbows and browns of Silver Creek and the Henry's Fork, our state waters are the laboratory where great fly lines are born.

Of course, we have to travel for work, too. Which means fanning out around the globe to wade tropical flats, swing Spey rods in BC, chuck poppers into pads, sling Clousers through rips, jump tarpon in the Keys, and venture out to sea for blue-water giants... All in the name of research and development, of course.

But we always return home to where it all started: Idaho. It's here that we put everything we learn on the water into our products. It's here that we test new ideas, taper designs, and materials in our never-ending quest to better connect anglers and fish. And it's here that we proudly build the finished fly lines we send out into the world, from Idaho, with love.

# CONTENTS

## 2 New Products & Improvements

### FRESHWATER

- 6 Trout Series
- 10 Sink Tip Series
- 12 Lake Series
- 15 Specialty Series
- 19 Avid & Mainstream Fly Lines
- 22 Freshwater Leaders
- 26 Freshwater VersiLeaders
- 28 Freshwater Tippet

### SALTWATER

- 33 Tropical Series
- 38 Coldwater Series
- 43 Avid & Mainstream Fly Lines
- 44 Saltwater Leaders
- 48 Saltwater Tippet

### SPEY

- 54 Skagit Series
- 56 MOW/iMOV Tips
- 59 Scandinavian Series
- 62 Replacement Sink Tips
- 64 Traditional Spey Series
- 65 Switch Lines
- 66 Shooting Lines
- 68 Spey VersiLeaders
- 69 Spey Accessories

- 71 Accessories
- 75 Hats & Tees
- 76 Stickers

### PHOTO CREDITS:

PAGE 1: Ken Takata  
PAGE 4-5: Rob Parkins  
PAGE 31: Brett Seng  
PAGE 45: Stephan Dombaj  
PAGE 48-49: Adrienne Comeau

# 2017 HIGHLIGHTS

## NEW PRODUCTS:

- CamoLux Intermediate line; WF3I to WF8I (p.14)
- InTouch Trout/Steelhead Indicator; WF4F to WF8F (p.14)
- InTouch Big Nasty; WF6F to WF10F (p.17)
- Suppleflex Leaders, 12ft; 6X to 3X (p.23)
- Suppleflex Leaders, 7.5ft; 6X to 3X (p.23)
- Summer Redfish; WF6F to WF10F (p.33)
- Winter Redfish Line; WF8F to WF10F (p.38)
- Coastal Seatrout WF; WF5 to WF8 Float and Float/Hover (p.38)
- Coastal QuickShooter; WF5I to WF8I (p.39)
- Coastal QuickShooter XP; WF8I to WF10I (p.39)
- Saltwater Mono; 8lb to 60lb (p.48)
- InTouch MidHead Spey; 6/7F to 10/11F (p.64)
- Powerflex Max Shooting Line; .024" to .040" (p.67)
- RIO's Favorite Fly Fishing Knots DVD (p.74)
- RIO Sun Mask (p.75)

## CATEGORY ADDITIONS

- InTouch Single Handed Spey Line; WF3F
- RIO Scandi; 610gr
- Saltwater leaders; 25lb, 30lb, 40lb
- Redfish/Seatrout leaders; 25lb, 30lb
- Striped Bass leaders; 25lb, 30lb
- Powerflex Plus Tippet, 3-pack
- Fluoroflex Plus Tippet, 3-pack
- Steelhead/Salmon Tippet, 3-pack
- Tarpon Pro Leader; 40lb

## IMPROVEMENTS/CHANGES

- Toothy Critter leader - Increased leader strength in heavier wire sizes
- Pike/Musky leader - Increased leader strength in heavier wire sizes





# RIO TECHNOLOGIES



## ConnectCore

When you rely on feel to know what's going on, line stretch is the enemy. Our ConnectCore lines open up new worlds of perception and sensitivity with ultra-low stretch performance providing a new level of feel for better, more instinctive casting, longer pick ups and more precise mends. Soft, subtle takes become positive grabs, and without stretch to dull reaction times, hook sets are immediate and sure. ConnectCore. The secret weapon for instant success.



## MaxFloat Tip

Tired of floating lines that work like sinktips? Fact is, the reduced coating at the narrow, tapered end of most floating lines doesn't have enough buoyancy to stay above water. MaxFloat Technology solves this age-old problem. Our proprietary tip coating formula floats more than twice as high as regular line tips, without any increase in diameter. That puts maximum floatation right where you need it for reduced drag, longer presentations and quieter pickups.



## MaxCast

Made with a groundbreaking proprietary formula, MaxCast lines float higher, shoot farther, last longer and stay cleaner. The secret? MaxCast's hydrophobic chemistry, which actively pushes water away from the line, resulting in radically improved floatation and reduced dirt adhesion. It also allows the line to slip more easily from the surface film for longer, quieter pickups. At the same time, MaxCast's coating formulation contains a sophisticated blend of permanent slickening agents, and slickening agents that continuously migrate to the line's exterior for enhanced shooting and durability.



## Agent X

Traditional, single-layer fly lines have to compromise between function and the need for durability and slickness. AgentX Technology makes the old compromise obsolete by bonding two separate coating layers onto one line. This proprietary process allows RIO line designers to optimize the specific performance of each line. For example, AgentX floating lines can use an inner layer with more buoyant microspheres, while the outer layer is formulated for maximum toughness and shooting ability. AgentX means the best of both worlds in a single fly line.



## Extreme Slickness

Extreme Slickness Technology began when RIO's chemists began reformulating conventional chemical combinations. Although RIO's formulas were great, our scientists are fly fishers, and by definition they want an even slicker fly line - it's just part of the deal. So first, they tackled the polyvinyl chloride (PVC) coating and through intense scrutiny down to the polymeric mix level, (say that 10 times fast) they defined some fundamental limitations. Out went the old PVC/silicone formulas and by methodically adding a little more of this, a little less of that, and a pinch of secret sauce, the lab coats cooked up a completely new and improved recipe. With Extreme Slickness Technology, RIO has developed a fly line that is slicker, more stable, far less apt to attract dirt, and offers more consistent performance cast after cast, strike after strike, fish after fish.

## FEATURES

**SUREFIRE** is our exclusive, triple color marking system that improves casting accuracy by making it easy to gauge exact distances with a quick glance.

**DUALTONE** is a system perfected by RIO that marks the sweet spot of a fly line by providing an obvious color change in the line. With the DualTone system it is easy to see how much line to strip in, where to pick up a cast, how much line can be held in the air when false casting, and when to make the final cast.

**DENSITY COMPENSATION** adds a more dense material to the thin tip of a sinking line (or sink tip), which ensures the line sinks straight - better for knowing when a fish takes the fly, and far better for setting the hook.

**FRONT & BACK WELDED LOOP** A neat, bullet-proof welded loop on the end for fast rigging.

**HANG MARKER** A highly visible, short mark built into the fly line that shows anglers when the end of the sinking line is getting close during the retrieve. For anglers that fish the "hang" this is invaluable.

**EASY ID** RIO's printed line marking system to allow anglers to quickly and easily identify each line.

**LOADING POINT** An easy to see reference point that shows the most efficient loading point of the fly line.





# FRESHWATER

FLY LINES





# SOMETIMES YOU HAVE TO GET DOWN AND DIRTY

## **Introducing InTouch Big Nasty and InTouch Trout/Steelhead Indicator Lines**

It's not all 6X and #22 tricos out there these days. Nope. If you want consistent success, sometimes you gotta suck it up and go industrial strength. Articulated sculpins. Lead-eye woolly buggers. Hoppers-and-droppers. Beads and indicators. Effective? Absolutely. But getting the heavy stuff out there is enough to make your casting arm shake...unless you fish our newest freshwater lines.

The **InTouch Big Nasty** makes casting easy when you have to up the ante. It's specifically designed with a short, powerful front taper to handle weighted streamers and big, wind-resistant terrestrials. The heavier-than-industry-standard weight loads modern rods fast, and punches bulky bugs into the wind. Big and nasty? Pretty much describes the line, the flies, and the fish you'll hook.

Our new **InTouch Trout/Steelhead Indicator** line takes the chuck-n-duck out of indicator fishing. Its short, powerful front taper provides easy distance and accuracy to put egg patterns, beads, and weighted nymphs right into the slot. The long rear taper means superior control and easy mending to keep it all drag free—even on the far side. In other words, don't fear the indicator. Embrace it.

## Trout Series InTouch RIO Perception



### TECHNOLOGY:

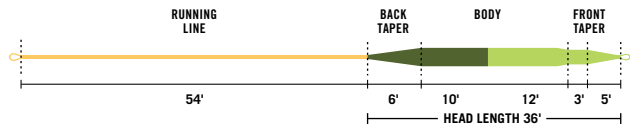
- ConnectCore
- MaxFloat Tip
- MaxCast
- AgentX

### FEATURES:

- SureFire
- EasyID
- Front Loop
- Back Loop

### InTouch RIO Perception

Example: WF5F  
Overall Length: 90'



### UNPRECEDENTED CASTING CONTROL and instantaneous feel. The trout line redefined.

- Short, easy casting head—ideal on smaller waters and for less experienced casters
- Reduced weight front end for smooth loops and great presentations
- ConnectCore improves cast timing, hook sets and mending
- EasyID to quickly identify fly line

THE RIO PERCEPTION is an excellent all round, general purpose fly line that is suitable for casting most nymphs, streamers, dry flies and soft hackles. The line has a short head, and a short front taper that makes it ideal for smaller rivers and stillwaters. The line is built with RIO's ultra-low stretch ConnectCore for the minimum in stretch and the maximum in performance, and features RIO's MaxFloat Tip, MaxCast and Agent X Technologies for ultimate performance. Welded loops in each ends for speedy rigging, RIO's unique triple colored "SureFire" distance and accuracy marking system, and RIO's "Easy ID" line identification printing, ensures this line has everything to enhance the fly fishing experience.

SKU	Size	Head Length	Head Weight	Overall Length	Sink Rate	Color
InTouch RIO Perception						
RP20451	WF3F	35ft / 10.7m	8,7g	80ft / 24m	Float	Green / Camo / Tan
RP20452	WF4F	35ft 6in / 10.8m	10g	90ft / 27.4m		
RP20453	WF5F	36ft / 11m	11,2g	90ft / 27.4m		
RP20454	WF6F	36ft / 11m	12,8g	90ft / 27.4m		
RP20455	WF7F	37ft / 11.2m	15,9g	90ft / 27.4m		
RP20456	WF8F	38ft / 11.6m	18,8g	90ft / 27.4m	Float	Camo / Tan / Gray
RP20457	WF3F	35ft / 10.7m	8,7g	80ft / 24m		
RP20458	WF4F	35ft 6in / 10.8m	10g	90ft / 27.4m		
RP20459	WF5F	36ft / 11m	11,2g	90ft / 27.4m		
RP20460	WF6F	36ft / 11m	12,8g	90ft / 27.4m		
RP20461	WF7F	37ft / 11.2m	15,9g	90ft / 27.4m		
RP20462	WF8F	38ft / 11.6m	18,8g	90ft / 27.4m		

## Trout Series InTouch RIO Gold



### TECHNOLOGY:

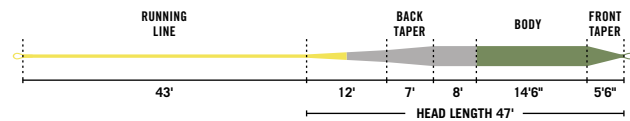
- ConnectCore
- MaxFloat Tip
- MaxCast
- AgentX

### FEATURES:

- SureFire
- EasyID
- Front Loop
- Back Loop

### InTouch RIO Gold

Example: WF5F  
Overall Length: 90'



### THE ULTIMATE, ALL-ROUND fly line, with ultra-low stretch performance.

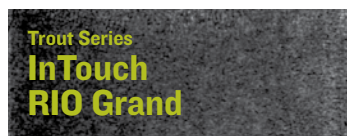
- Perfect presentation of flies between #2 and #22
- ConnectCore improves cast timing, hook set and mending
- Unique SureFire color system for improved accuracy and distance control
- Easy ID to quickly identify fly line

THE INTOUCH RIO GOLD has a taper design that gives incredible loop stability at distance and a front taper that delivers perfect presentation of flies between sizes #2 and #22. The ultra-low stretch ConnectCore provides groundbreaking levels of sensitivity for intuitively better cast timing, easier line lift and sharp, precise mends. Lack of stretch also means enhanced detection of subtle takes and faster reaction time when setting the hook. The long head is ideal for the river fly fisher, and for controlling the fly at range.

SKU	Size	Head Length	Head Weight	Overall Length	Sink Rate	Color
InTouch RIO Gold						
RP20684	WF4F	45ft / 13.7m	11,3g	90ft / 27.4m	Float	Moss / Gray / Gold
RP20685	WF5F	46ft / 14m	13,5g	90ft / 27.4m		
RP20686	WF6F	47ft / 14.3m	15,2g	90ft / 27.4m		
RP20687	WF7F	48ft / 14.6m	17,5g	90ft / 27.4m		
RP20688	WF8F	49ft / 14.9m	20,1g	90ft / 27.4m		







#### TECHNOLOGY:


-  ConnectCore
-  MaxFloat Tip
-  MaxCast
-  AgentX

#### FEATURES:

- SureFire
- EasyID
- Front Loop
- Back Loop

#### InTouch RIO Grand

Example: WF5F  
Overall Length: 90'



**DESIGNED FOR FAST-ACTION** fly rods, with ultra-low stretch performance.

- Easily loads fast action rods
- ConnectCore improves cast timing, hook set and mending
- One full line size heavier than industry standard
- Easy ID to quickly identify fly line

THE INTOUCH RIO GRAND is a full line size heavier than the industry standard, and features more weight distributed towards the front of the line to easily load faster action fly rods. The ultra-low stretch ConnectCore provides groundbreaking levels of sensitivity for intuitively better cast timing, easier line lift and sharp, precise mends. Lack of stretch also means enhanced detection of subtle takes and faster reaction time when setting the hook. The InTouch RIO Grand is the best choice of line for the modern, fast action fly rod.

SKU	Size	Head Length	Head Weight	Overall Length	Sink Rate	Color
<b>InTouch RIO Grand</b>						
RP20671	WF4F	37ft / 11.2m	11,3g	80ft / 24.4m	Float	Green / Gray / Yellow
RP20672	WF5F	38ft / 11.5m	12,6g	90ft / 27.4m		
RP20673	WF6F	39ft / 11.8m	14,9g	90ft / 27.4m		
RP20674	WF7F	40ft / 12.1m	18,1g	90ft / 27.4m		
RP20675	WF8F	41ft / 12.5m	20,1g	90ft / 27.4m		

#### Trout Series RIO Dart



#### TECHNOLOGY:

-  Extreme Slickness
-  AgentX
- XS Technology
- Orange/Yellow Load Zone

#### FEATURES:

- DualTone
- Front loop
- Back loop

Overall length: 27,3 m (90')

Example: WF6F



A Perfectly balanced fly line designed for Scandinavian conditions and both over- and underhand casting. The unique taper makes the line easy to lift from the water and perfect for underhand casts from "impossible" positions. The olive colored 9' (2.7 m) non-spook tip will help you catch fish even in gin-clear water. This is a great line for delicate presentations with excellent precision. The Dart line comes with an AFTM classification marking printed on the tip for easy recognition.

SKU	Size	Head Length	Head Weight	Sink Rate	Color
<b>RIO Dart</b>					
RP50579	WF3	7,6m	7g	Float	Yellow / Olive
RP50574	WF4	7,9m	9g		
RP50575	WF5	8,2m	11g		
RP50576	WF6	8,5m	13g		
RP50577	WF7	8,8m	15,5g		
RP50578	WF8	9,1m	17g		





## Trout Series InTouch Trout LT



### TECHNOLOGY:

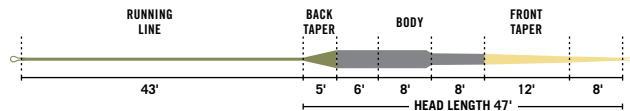
- ConnectCore
- MaxFloat Tip
- MaxCast
- AgentX

### FEATURES:

- SureFire
- EasyID
- Front Loop
- Back Loop

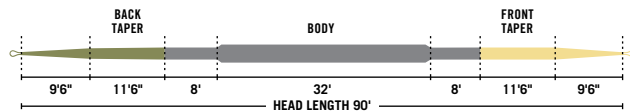
### InTouch Trout LT WF

Example: WF5F  
Overall Length: 90'



### InTouch Trout LT DT

Example: DT5F  
Overall Length: 90'



**THE ULTIMATE LINE FOR** delicate presentation, with ultra-low stretch performance.

- Long, fine tapers for soft presentation
- ConnectCore improves cast timing, hook set and mending
- Perfect for soft hackles, and small dry flies
- Easy ID to quickly identify fly line

THE INTOUCH TROUT LT (Light Touch) line is available in both double taper, and weight forward profiles, and features a long, fine front taper for the lightest of presentations and perfect roll casts. The ultra-low stretch ConnectCore provides groundbreaking levels of sensitivity for intuitively better cast timing, easier line lift and sharp, precise mends. Lack of stretch also means enhanced detection of subtle takes and faster reaction time when setting the hook. The InTouch Trout LT is perfect for fishing dry flies, nymphs and emergers.

SKU	Size	Head Length	Head Weight	Overall Length	Sink Rate	Color
InTouch Trout LT WF						
RP20695	WF3F	43ft / 13.1m	11,9g	80ft / 24.4m	Float	Beige / Gray / Sage
RP20696	WF4F	45ft / 13.7m	14,1g	90ft / 27.4m		
RP20697	WF5F	47ft / 14.3m	15,7g	90ft / 27.4m		
RP20698	WF6F	48ft / 14.6m	17,9g	90ft / 27.4m		
InTouch Trout LT DT						
RP20755	DT3F	80ft / 24.4m	N/A	80ft / 24.4m	Float	Sage / Gray / Beige
RP20756	DT4F	90ft / 27.4m	N/A	90ft / 27.4m		
RP20757	DT5F	90ft / 27.4m	N/A	90ft / 27.4m		
RP20758	DT6F	90ft / 27.4m	N/A	90ft / 27.4m		



## Trout Series RIO Gold



### TECHNOLOGY:

- MaxFloat Tip
- MaxCast
- AgentX

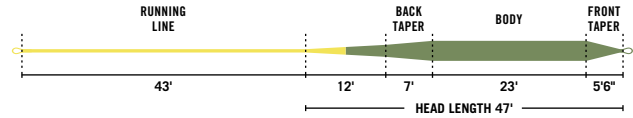
### FEATURES:

- DualTone
- Front Loop
- Back Loop



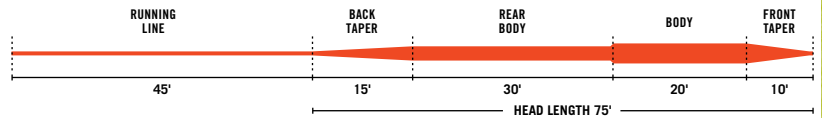
### RIO Gold

Example: WF5F  
Overall Length: 90'



### RIO Gold Tournament

Example: WF5F  
Overall Length: 120'



### THE ULTIMATE, ALL-ROUND floating line for trout

- Incredible loop stability and distance
- Unique taper that easily loads a fly rod at close range
- Perfect presentation of flies between #22 and #2

THE RIO GOLD has a special taper design that gives incredible loop stability at distance, a unique profile that allows a rod to load at close range and a front taper that delivers perfect presentation of flies between sizes #22 and #2. The RIO Gold is the ultimate all round, floating line for the trout fly fisher.

This line is also available in two unique color options. A bright, highly visible orange option is an ideal line color for anglers that like to see their line easily when casting and fishing. In addition, it is an excellent color for teaching (or learning) with, and great for casting demonstrations and for shooting videos or photos with.

The Lumalux color is a unique line that can be charged with a bright light source, allowing it to clearly glow in the dark. It is a great line for hex hatches, night fishing and for night casting games!

All proceeds from sales of the Pink RIO Gold go to Casting for Recovery.

The RIO Gold Tournament version of this line is designed for long distance casting events, and features an extra-long head for maximum distance.

SKU	Size	Head Length		Overall Length	Sink Rate	Color
RIO Gold						
RP21227	WF3F	45ft / 13.7m	10,2g	80ft / 24.4m	Float	Moss / Gold
RP21228	WF4F	46ft / 14m	11,3g	90ft / 27.4m		
RP21229	WF5F	47ft / 14.3m	13,5g	90ft / 27.4m		
RP21230	WF6F	48ft / 14.6m	15,2g	90ft / 27.4m		
RP21231	WF7F	49ft / 14.9m	17,5g	90ft / 27.4m		
RP21232	WF8F	50ft / 15.2m	20,1g	90ft / 27.4m	Float	Melon / Gray Dun
RP21233	WF9F	50ft / 15.2m	22,4g	90ft / 27.4m		
RP21248	WF4F	46ft / 14m	11,3g	90ft / 27.4m		
RP21249	WF5F	47ft / 14.3m	13,5g	90ft / 27.4m		
RP21250	WF6F	48ft / 14.6m	15,2g	90ft / 27.4m		
RP20076	WF4F	46ft / 14m	11,3g	90ft / 27.4m	Float	Orange
RP20077	WF5F	47ft / 14.3m	13,5g	90ft / 27.4m		
RP20078	WF6F	48ft / 14.6m	15,2g	90ft / 27.4m		
RP21210	WF5F	47ft / 14.3m	13,5g	90ft / 27.4m		
RP21212	WF6F	48ft / 14.6m	15,2g	90ft / 27.4m		
RP21211	WF8F	50ft / 15.2m	20,1g	90ft / 27.4m	Float	Lumalux
RIO Gold Enviro 5-Pack						
RP21852	WF5F	47ft / 14.3m	13,5g	90ft / 27.4m	Float	Moss / Gold
RIO Gold Casting for Recovery						
RP20325	WF5F	47ft / 14.3m	13,5g	90ft / 27.4m	Float	Pink
RP20326	WF6F	48ft / 14.6m	15,2g	90ft / 27.4m		
RP20328	WF8F	50ft / 15.2m	20,1g	90ft / 27.4m		
RIO Gold Tournament						
RP21796	WF5F	75ft / 22.9m	20,7g	120ft / 36.6m	Float	Orange
RP21797	WF6F	75ft / 22.9m	24,0g	120ft / 36.6m		

## Trout Series RIO Grand



### TECHNOLOGY:

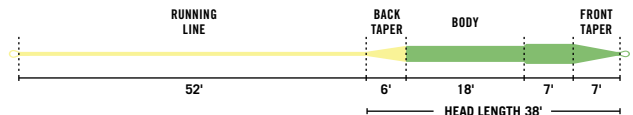
- MaxFloat Tip
- MaxCast
- AgentX

### FEATURES:

- DualTone
- Front Loop
- Back Loop

### RIO Grand

Example: WF5F  
Overall Length: 90'



### DESIGNED FOR fast-action fly rods

- Easily loads fast action fly rods
- Heavier than the industry standard
- Short head for quick loading

THE RIO GRAND is a full line size heavier than the industry standard, and features more weight distributed towards the front of the line to easily load faster action fly rods. The line has a short head that is easy to cast, and is built with "MaxCast" Technology, RIO's ultra-sophisticated line coating that actively repels water for higher floatation, longer casts and greater durability. The RIO Grand is the best choice of line for the modern, fast action fly rod.

SKU	Size	Head Length	Overall Length	Sink Rate	Color	
RIO Grand						
RP20520	WF3F	36ft / 10.9m	9,1g	80ft / 24.4m	Float	Pale Green / Light Yellow
RP20521	WF4F	37ft / 11.2m	10,7g	90ft / 27.4m		
RP20522	WF5F	38ft / 11.5m	12,6g	90ft / 27.4m		
RP20523	WF6F	39ft / 11.8m	14,9g	90ft / 27.4m		
RP20524	WF7F	40ft / 12.1m	18,1g	90ft / 27.4m		
RP20525	WF8F	41ft / 12.5m	20,1g	90ft / 27.4m		
RP20526	WF9F	42ft / 12.8m	24,0g	90ft / 27.4m		
RP20531	WF4F	37ft / 11.2m	10,7g	90ft / 27.4m	Float	Camo/Tan
RP20532	WF5F	38ft / 11.5m	12,6g	90ft / 27.4m		
RP20533	WF6F	39ft / 11.8m	14,9g	90ft / 27.4m		
RP20534	WF7F	40ft / 12.1m	18,1g	90ft / 27.4m		
RP20535	WF8F	41ft / 12.5m	20,1g	90ft / 27.4m		



## Trout Series Trout LT



### TECHNOLOGY:

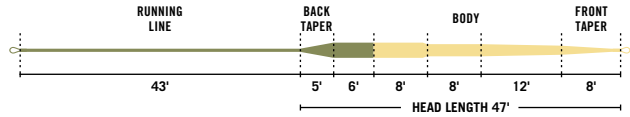
- MaxFloat Tip
- MaxCast
- AgentX

### FEATURES:

- DualTone
- Front Loop
- Back Loop

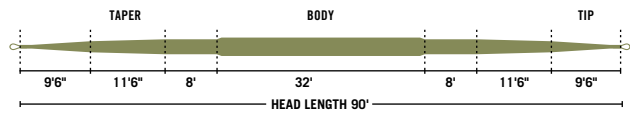
### Trout LT WF

Example: WF5F  
Overall Length: 90'



### Trout LT DT

Example: DT5F  
Overall Length: 90'



### THE ULTIMATE LINE FOR dry flies, emergers and subtle presentations

- Long, fine tapers for the gentlest in presentation
- Rear biased weight distribution – perfect for roll and single handed spey casting
- Extra supple coating

THE TROUT LT (Light Touch) line is available in both double taper, and weight forward profiles, and features a long, fine front taper for the lightest of presentations. Both the WF and DT versions of this line are designed specifically with the single handed roll and Spey caster in mind, and perform these extremely handy casts with the utmost of ease. This extra supple line features “MaxFloat Tip” – RIO’s proprietary tip coating formula that floats more than twice as high as regular floating lines, and is perfect for fishing dry flies, nymphs and emergers.

SKU	Size	Head Length	Head Weight	Overall Length	Sink Rate	Color
Trout LT WF						
RP21520	WF3F	43ft / 13.1m	11,7g	80ft / 24.4m	Float	Camo / Beige
RP21521	WF4F	45ft / 13.7m	14,1g	90ft / 27.4m		
RP21522	WF5F	47ft / 14.3m	15,4g	90ft / 27.4m		
RP21523	WF6F	48ft / 14.6m	19,3g	90ft / 27.4m		
RP21526	WF1F	39ft / 11.8m	7,1g	80ft / 24.4m	Float	Beige / Sage
RP21527	WF2F	41ft / 12.5m	8,6g	80ft / 24.4m		
RP21528	WF3F	43ft / 13.1m	11,7g	80ft / 24.4m		
RP21529	WF4F	45ft / 13.7m	14,1g	90ft / 27.4m		
RP21530	WF5F	47ft / 14.3m	15,4g	90ft / 27.4m		
RP21531	WF6F	48ft / 14.6m	19,3g	90ft / 27.4m		
Trout LT DT						
RP20717	DT000F	80ft / 24.4m	N/A	80ft / 24.4m	Float	Sage
RP20718	DT00F	80ft / 24.4m	N/A	80ft / 24.4m		
RP20719	DT0F	80ft / 24.4m	N/A	80ft / 24.4m		
RP20720	DT1F	80ft / 24.4m	N/A	80ft / 24.4m		
RP20721	DT2F	80ft / 24.4m	N/A	80ft / 24.4m		
RP20722	DT3F	80ft / 24.4m	N/A	80ft / 24.4m		
RP20723	DT4F	90ft / 27.4m	N/A	90ft / 27.4m		
RP20724	DT5F	90ft / 27.4m	N/A	90ft / 27.4m		
RP20725	DT6F	90ft / 27.4m	N/A	90ft / 27.4m		

## Specialty Series LightLine



### TECHNOLOGY:

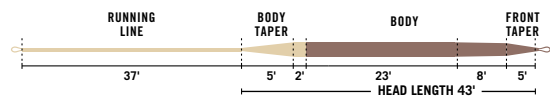
- MaxCast
- MaxFloat Tip
- AgentX

### FEATURES:

- DualTone
- Front Loop
- Back Loop

### LightLine WF

Example: WF5F  
Overall Length: 80'



### LightLine DT

Example: DT5F  
Overall Length: 80'



### DESIGNED FOR SLOWER ACTION RODS; especially bamboo, glass and “classic” action graphite rods

- Short front taper and weight distribution makes it ideal for creeks
- Perfect for bamboo, glass and softer graphite fly rods
- MaxFloat Tip and MaxCast technologies for the very best in performance
- Extra-supple coating for minimal coiling and relaxed performance

RIO'S LIGHTLINE has been designed to load slower, more traditional action fly rods such as bamboo, glass and the more “Classic” flexing graphite rods. Built to precisely match the industry line standards, this line will not overload such rods – even at longer range. The weight distribution and short front taper ensures the line loads at close range, making it ideal for fishing on smaller creeks and streams, while the softer, supple coating ensures the line remains relaxed and easy to handle in the majority of conditions.

SKU	Size	Head Length	Head Weight	Overall Length	Sink Rate	Color
LightLine WF						
RP20478	WF2F	40ft / 12.2m	5,2g	70ft / 21.3m	Float	Brown / Ivory
RP20479	WF3F	41ft / 12.5m	6,5g	70ft / 21.3m		
RP20480	WF4F	42ft / 12.8m	7,8g	80ft / 24.4m		
RP20481	WF5F	43ft / 13.1m	9,1g	80ft / 24.4m		
RP20482	WF6F	43ft / 13.1m	10,4g	80ft / 24.4m		
LightLine DT						
RP20483	DT2F	70ft / 21.3m	N/A	70ft / 21.3m	Float	Brown / Ivory
RP20484	DT3F	70ft / 21.3m	N/A	70ft / 21.3m		
RP20485	DT4F	80ft / 24.4m	N/A	80ft / 24.4m		
RP20486	DT5F	80FT / 24.4M	N/A	80ft / 24.4m		
RP20487	DT6F	80ft / 24.4m	N/A	80ft / 24.4m		





#### TECHNOLOGY:

-  ConnectCore
-  Extreme Slickness

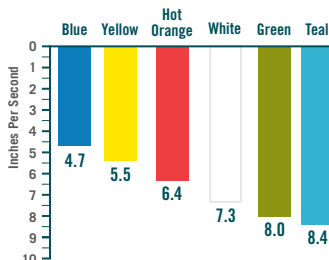
#### FEATURES:

- Density Compensation
- Front Loop

#### 24ft Sink Tip Fly Line / Rod Size Recommendations

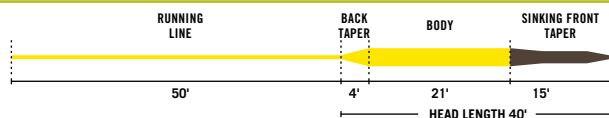
GRAIN WT:	Fly Rod Size
Blue – 150gr	5, 6 weight
Yellow – 200gr	6, 7 weight
Hot Orange – 250gr	7, 8 weight
White – 300gr	8, 9 weight
Green – 350gr	9, 10 weight
Teal – 400gr	10, 11 weight

#### 24ft Sink Tip Sinking Rates (Inches Per Second)



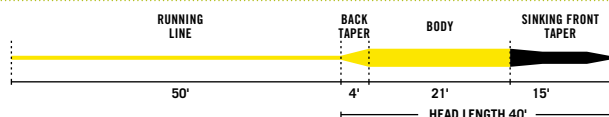
#### InTouch Sink Tip 15ft Type 3

Example: WF8F/S3  
Overall Length: 90'




#### InTouch Sink Tip 15ft Type 6

Example: WF8F/S6  
Overall Length: 90'



#### InTouch Sink Tip 24ft

Example: 24' Tip 150gr  
Overall Length: 100'



#### THE BEST SINKING TIP fly line series in the world, with ultra-low stretch performance.

- Ultra-low stretch ConnectCore for maximum performance
- Easy casting body section eliminates the characteristic "kick"
- Aggressive front taper easily cast large streamers
- Density Compensated tip for fly control
- Smooth casting tapers, that are easy to cast

Built with RIO's ultra-low stretch ConnectCore Technology. A series of sinking tip lines specifically built for anglers that like a balanced casting rig. A unique, fatter body section eliminates the "kick" usually associated with casting sink tip lines; while the longer front tapers ensure the line does not dump on the forward cast. The supple floating body section allows anglers to easily mend and control the way the fly fishes, making it ideal for river anglers. Each line has a welded loop on the front end for easy rigging.

SKU	Size	Head Length	Head Weight	Overall Length	Sink Rate	Color
InTouch Sink Tip 15ft Type 3						
RP21133	WF5F/S3	40ft / 12.2m	11,7g	90ft / 27.4m	Float / 3ips	Brown / Yellow
RP21134	WF6F/S3	40ft / 12.2m	13,3g	90ft / 27.4m		
RP21135	WF7F/S3	40ft / 12.2m	15,6g	90ft / 27.4m		
RP21136	WF8F/S3	40ft / 12.2m	18,2g	90ft / 27.4m		
InTouch Sink Tip 15ft Type 6						
RP21137	WF5F/S6	40ft / 12.2m	11,4g	90ft / 27.4m	Float / 6ips	Black / Yellow
RP21138	WF6F/S6	40ft / 12.2m	13,0g	90ft / 27.4m		
RP21139	WF7F/S6	40ft / 12.2m	14,9g	90ft / 27.4m		
RP21140	WF8F/S6	40ft / 12.2m	16,9g	90ft / 27.4m		
RP21141	WF9F/S6	40ft / 12.2m	19,8g	90ft / 27.4m		
InTouch Sink Tip 24ft						
RP21142	150gr	34ft / 10.4m		100ft / 30.5m	Float / 4.7ips	Black / Blue
RP21143	200gr	34ft / 10.4m		100ft / 30.5m	Float / 5.5ips	Black / Yellow
RP21144	250gr	34ft / 10.4m		100ft / 30.5m	Float / 6.4ips	Black / Hot Orange
RP21145	300gr	34ft / 10.4m		100ft / 30.5m	Float / 7.3ips	Black / White
RP21146	350gr	34ft / 10.4m		100ft / 30.5m	Float / 8.0ips	Black / Green
RP21147	400gr	34ft / 10.4m		100ft / 30.5m	Float / 8.4ins	Black / Teal



## Sink Tip Series InTouch StreamerTip



### TECHNOLOGY:


- ConnectCore
- Extreme Slickness

### FEATURES:

- Density Compensation (Sink 6 Only)
- DualTone
- Front Loop

### InTouch StreamerTip

Example: WF8F/I  
Overall Length: 90'



**THE ULTIMATE RANGE OF** sink tip lines for throwing streamers, with ultra-low stretch performance.

- Built with ultra-low stretch ConnectCore Technology for the maximum in sensitivity, control and performance
- Short, powerful head to load at close range
- Aggressive front taper easily cast large streamers
- Welded loops for superfast rigging

A series of lines with short, 10 ft sinking tips, specifically built for fly fishers that like to fish streamers out of a boat. A short, heavy head loads rods at close range, allowing anglers to make fast, one-shot casts. An aggressive, powerful front taper casts large conehead muddlers and bunny leech rigs with ease, while a welded loop on the front end allow anglers to change rigs quickly. Built with RIO's ultra-low stretch ConnectCore Technology and a supple coldwater coating, this line will not tangle off the reel.

SKU	Size	Head Length	Head Weight	Overall Length	Sink Rate	Color
InTouch StreamerTip F/I						
RP20821	WF5F/I	30ft / 9.1m	12,0g	90ft / 27.4m	Float / 1.5ips	Gray / Yellow / Pale Green
RP20822	WF6F/I	30ft / 9.1m	13,6g	90ft / 27.4m		
RP20823	WF7F/I	30ft / 9.1m	15,6g	90ft / 27.4m		
RP20824	WF8F/I	30ft / 9.1m	18,1g	90ft / 27.4m		
InTouch StreamerTip F/S6						
RP20825	WF5F/S6	30ft / 9.1m	12,0g	90ft / 27.4m	Float / 6ips	Black / White / Pale Green
RP20826	WF6F/S6	30ft / 9.1m	13,6g	90ft / 27.4m		
RP20827	WF7F/S6	30ft / 9.1m	15,6g	90ft / 27.4m		
RP20828	WF8F/S6	30ft / 9.1m	18,1g	90ft / 27.4m		

Two different tip densities are available; the F/I has an intermediate tip that sinks about 1.5in per second, and is great for throwing streamers to the bank. The fast sinking type 6 tip sinks about 6in per second and is ideal when fast depth is required.

## Sink Tip Series InTouch VersiTip II



### TECHNOLOGY:

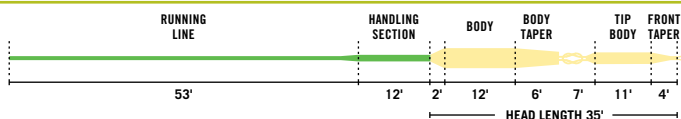
- ConnectCore
- AgentX
- Extreme Slickness

### FEATURES:

- Density Compensation (S3 & S6 only)
- DualTone
- Front Loop

### InTouch VersiTip II

Example: WF8  
Overall Length: 100'



**A POWERFUL, INTERCHANGEABLE** tip fly line, with ultra-low stretch performance.

- Built with ultra-low stretch ConnectCore Technology for the maximum in sensitivity, control and performance
- Powerful, easy casting design makes distance easy
- Supplied with a selection of interchangeable tips
- Welded loops on both ends of each tip for fast rigging

RIO'S INTOUCH VERSITIP II is a powerful, easy casting interchangeable tip fly line designed for the traveling angler. Built with RIO's ultra-low stretch ConnectCore Technology, each line comes with a selection of interchangeable tips that allow anglers to switch tips as fishing and water conditions change. A unique mending and handling section at the back end of the head enables anglers to mend effectively and control the way the fly fishes at range. Ultra strong, slim welded loops on both ends of each tip makes for super-fast rigging.

Each line is packaged with four 15ft tips:

- Floating – F
- Intermediate (1.5 – 2ips) – I
- Type 3 Sink (3 – 4ips) – S3
- Type 6 Sink (6 – 7ips) – S6

SKU	Size	Head Length	Head Weight Incl. 15' tip	Overall Length	Sink Rate	Color
<b>InTouch VersiTip II</b>						
RP20814	WF5	35ft / 10.7m	11,8g	90ft / 27.4m	Float with 4 tips	Straw / Light Green
RP20815	WF6	35ft / 10.7m	13,5g	90ft / 27.4m		
RP20815	WF6	35ft / 10.7m	13,5g	90ft / 27.4m		
RP20816	WF7	35ft / 10.7m	15,9g	90ft / 27.4m		
RP20817	WF8	35ft / 10.7m	18,4g	100ft / 30.5m		
RP20818	WF9	35ft / 10.7m	21,4g	100ft / 30.5m		







#### TECHNOLOGY:

 ConnectCore

#### FEATURES:

- Density Compensation
- Hang Marker
- Front Loop



with Density Compensation



without Density Compensation



### InTouch Deep 6

Example: WF7S6  
Overall Length: 100'



### THE MOST INCREDIBLY ADVANCED range of sinking lines ever made

- Ultra-low stretch core for the ultimate in sensitivity and hook setting capability
- Powerful, front loaded head for easy casting and maximum distance
- Density Compensated for perfect fly control

A complete series of full sinking lines developed for the lake angler and packed with the very finest benefits that increase fish catches. A powerful head loads up the rod from the first cast, while welded loops on the front end allow anglers to change rigs quickly. RIO's ultra-low stretch ConnectCore results in fantastic sensitivity for detecting the softest take, and a unique "hang marker" shows anglers when to stop stripping and to fish the "hang".

Four different sink rate options allow anglers to cover the depths. The slow sinking Deep 3 sinks between 3-4 ips, and is ideal for fishing between 3 and 7 feet in depth. The medium sinking Deep 5 sinks between 5-6 ips, and is best for fishing between 5 and 10 feet in depth. The fast sinking Deep 6 sinks between 6-7 ips, and is a great line for fishing between 8 and 15 feet in depth, and the super-fast sinking Deep 7 sinks between 7-8 ips, and is the best choice when real depth is required, and anglers need to fish their flies between 12 and 30 feet in depth.

For further details about these incredible sinking lines, watch the short video at <http://vimeo.com/41373906>

### WHEN YOU RELY ON TOUCH TO KNOW WHAT'S GOING ON IN THE DEPTHS, LINE STRETCH IS THE ENEMY.

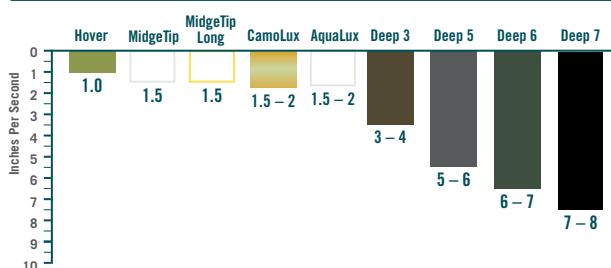
Our ConnectCore full sinking lines open up new worlds of perception and sensitivity with ultra-low stretch performance. Soft, subtle takes become positive grabs, and without stretch to dull reaction times, hook sets are instant and sure. ConnectCore, the secret weapon for stillwater success.

SKU	Size	Head Length	Head Weight	Overall Length	Sink Rate	Color
InTouch Deep 3						
RP20011	WF4S3	30ft / 9m	10,4g	90ft / 27.4m	3 – 4ips	Brown with Blue Hang Marker
RP20012	WF5S3	30ft / 9m	12,0g	90ft / 27.4m		
RP20013	WF6S3	30ft / 9m	13,6g	90ft / 27.4m		
RP20014	WF7S3	30ft / 9m	15,6g	100ft / 30.5m		
RP20015	WF8S3	30ft / 9m	18,1g	100ft / 30.5m		
InTouch Deep 5						
RP20016	WF4S5	30ft / 9m	10,4g	90ft / 27.4m	5 – 6ips	Dark Gray with Red Hang Marker
RP20017	WF5S5	30ft / 9m	12,0g	90ft / 27.4m		
RP20018	WF6S5	30ft / 9m	13,6g	90ft / 27.4m		
RP20019	WF7S5	30ft / 9m	15,6g	100ft / 30.5m		
RP20020	WF8S5	30ft / 9m	18,1g	100ft / 30.5m		
InTouch Deep 6						
RP20022	WF5S6	30ft / 9m	12,0g	90ft / 27.4m	6 – 7ips	Dark Olive with Green Hang Marker
RP20023	WF6S6	30ft / 9m	13,6g	90ft / 27.4m		
RP20024	WF7S6	30ft / 9m	15,6g	100ft / 30.5m		
RP20025	WF8S6	30ft / 9m	18,1g	100ft / 30.5m		
InTouch Deep 7						
RP20027	WF6S7	30ft / 9m	13,6g	90ft / 27.4m	7 – 8ips	Black with White Hang Marker
RP20028	WF7S7	30ft / 9m	15,6g	100ft / 30.5m		
RP20029	WF8S7	30ft / 9m	18,1g	100ft / 30.5m		

#### Effective Depth Range

FLY LINE	Effective Fishing Depth Range	Sink Rate
InTouch Hover	6in – 18in / 15.2cm – 45.7cm	1.0ips / 2.5 cm/s
MidgeTip	6in – 18in / 15.2cm – 45.7cm	Tip only – 1.5ips / 4 cm/s
InTouch MidgeTip Long	1ft – 3ft / .3m – 1m	Tip only – 1.5ips / 4 cm/s
InTouch CamoLux	2ft – 4ft / .6m – 1.2m	1.5 – 2ips / 4 cm/s
AquaLux II	2ft – 4ft / .6m – 1.2m	1.5 – 2ips / 4 cm/s
InTouch Deep 3	3ft – 7ft / .9m – 2.1m	3 – 4ips / 8 – 10 cm/s
InTouch Deep 5	5ft – 10ft / 1.5m – 3m	5 – 6ips / 10 – 13 cm/s
InTouch Deep 6	8ft – 15ft / 2.4m – 4.6m	6 – 7ips / 15 – 18 cm/s
InTouch Deep 7	12ft – 30ft / 4.6m – 9.2m	7 – 8ips / 18 – 23 cm/s

#### Sinking Rates (Inches Per Second)



## Lake Series InTouch Sub-Surface



### TECHNOLOGY:

- ConnectCore
- Extreme Slickness

### FEATURES:

- Hang Marker\*
- Front Loop

\*Not on all lines

### InTouch Midge Tip Long

Example: WF8F/I  
Overall Length: 100'



### InTouch CamoLux and Hover

Example: WF7I  
Overall Length: 100'



### THE MOST INCREDIBLY ADVANCED range of sub-surface lines ever made.

- Ultra-low stretch ConnectCore for the ultimate in sensitivity and lightning fast hook sets
- Hang Marker helps indicate when to cast
- Short, front loaded head for easy casting and maximum distance

RIO'S INTOUCH SUB-SURFACE lines are built on an ultra-low stretch core for incredible sensitivity to the take and lightning-fast hook sets. A range of densities ensure anglers are covered for all fishing situations and conditions, and the supple core and coating keeps the lines relaxed and tangle-free.

A hang marker (not on MidgeTip Long) helps anglers gauge when to cast or when to fish the "hang" and a welded loop in the front end allows for fast rigging.

The ultra-slow sinking hover line sinks at less than 1' per second and is a fantastic line for fishing just under the surface, particularly on windy days when a floating line is difficult to control.

SKU	Size	Head Length	Head Weight	Overall Length	Sink Rate	Color
InTouch Midge Tip Long						
RP20895	WF5F/I	37ft / 11.2m	14,0g	90ft / 27.4m	Float / 1.5ips	Camo Tip / Melon
RP20896	WF6F/I	38ft / 11.5m	15,2g	90ft / 27.4m		
RP20897	WF7F/I	39ft / 11.8m	17,2g	100ft / 30.5m		
RP20898	WF8F/I	40ft / 12.1m	20,9g	100ft / 30.5m		
InTouch CamoLux						
RP20727	WF4I	30ft / 9m	10,4g	90ft / 27.4m	1.5 – 2.0ips	Clear Camo
RP20728	WF5I	30ft / 9m	12,0g	90ft / 27.4m		
RP20729	WF6I	30ft / 9m	13,6g	90ft / 27.4m		
RP20730	WF7I	30ft / 9m	15,6g	100ft / 30.5m		
RP20731	WF8I	30ft / 9m	18,1g	100ft / 30.5m		
InTouch Hover						
RP20550	WF4S1	30ft / 9m	10,4g	90ft / 27.4m	1.0ips	Olive / Orange
RP20551	WF5S1	30ft / 9m	12,0g	90ft / 27.4m		
RP20552	WF6S1	30ft / 9m	13,6g	90ft / 27.4m		
RP20553	WF7S1	30ft / 9m	15,6g	100ft / 30.5m		
RP20554	WF8S1	30ft / 9m	18,1g	100ft / 30.5m		

## Lake Series Sub-Surface



### TECHNOLOGY:

- Extreme Slickness

### FEATURES:

- Front Loop

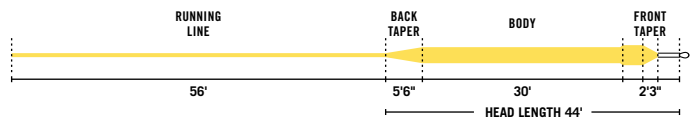
### AquaLux II

Example: WF6I  
Overall Length: 100'



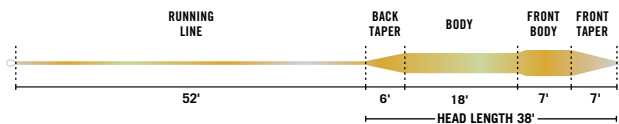
### Midge Tip

Example: WF7F/I  
Overall Length: 100'



### CamoLux

Example: WF5I  
Overall Length: 90'



### A FANTASTIC RANGE OF sub-surface fly lines designed for the lake angler

- Powerful, front loaded head for easy casting and maximum distance
- Range of densities – perfect for fishing in the top layers of the water column
- Unique taper profiles, custom designed for each line

The most effective fish catching zone in the majority of lakes is within the top 6 feet of the water column. RIO's Sub-surface lake lines are deadly effective on windy days and when fishing in shallow bays, close to lake shores and over the top of weed beds. Each line is built with a supple coldwater core and coating and features a welded loop in the front end for fast rigging.

SKU	Size	Head Length	Head Weight	Overall Length	Sink Rate	Color
AquaLux II						
RP20431	WF4I	30ft / 9.1m	10,4g	90ft / 27.4m	1.5 – 2.0ips	Clear / Translucent Green
RP20432	WF5I	30ft / 9.1m	12g	90ft / 27.4m		
RP20433	WF6I	30ft / 9.1m	13,6g	90ft / 27.4m		
RP20434	WF7I	30ft / 9.1m	15,6g	100ft / 30.5m		
RP20435	WF8I	30ft / 9.1m	18,1g	100ft / 30.5m		
MidgeTip						
RP20891	WF5F/I	40ft / 12.2m	12,4g	90ft / 27.4m	Float / 1.5ips	Clear Tip / Yellow
RP20892	WF6F/I	40ft / 12.2m	14,5g	90ft / 27.4m		
RP20893	WF7F/I	44ft / 13.4m	17,5g	100ft / 30.5m		
RP20894	WF8F/I	44ft / 13.4m	19,4g	100ft / 30.5m		
New! CamoLux						
RP20784	WF3I	36ft/10.9m	9,1g	80ft / 24.4m	1.5 – 2.0ips	Clear Camo
RP20785	WF4I	37ft/11.2m	10,7g	90ft / 27.4m		
RP20786	WF5I	38ft/11.5m	13,3g	90ft / 27.4m		
RP20787	WF6I	39ft/11.8m	14,9g	90ft / 27.4m		
RP20788	WF7I	40ft/12.2m	18,2g	90ft / 27.4m		
RP20789	WF8I	41ft/12.5m	20,1g	90ft / 27.4m		





## Specialty Series InTouch Trout / Steelhead Indicator

NEW!



### TECHNOLOGY:

- ConnectCore
- Extreme Slickness
- AgentX

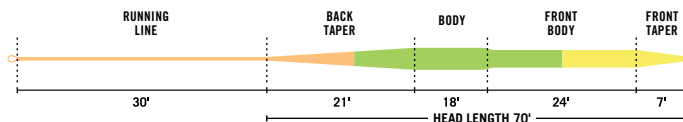
### FEATURES:

- SureFire
- Front Loop
- Back Loop

### InTouch Trout / Steelhead Indicator

Example: WF8F

Overall Length: 100'



### DESIGNED TO CAST INDICATOR RIGS with ease – perfect for the trout and steelhead angler

- Powerful front taper to cast indicator rigs
- Ultra-low stretch ConnectCore for maximum performance
- Long rear taper and head for mending and line control
- Supple, coldwater coating ensures no memory off the reel

THE INTOUCH TROUT/STEELHEAD INDICATOR line is designed for the river fly fisher that likes to fish indicator rigs with control and at long range. The line features a powerful front taper that has no problem turning over indicators, and a long body and back taper for stability at range, and for ease of mending. The line is built on RIO's ultra-low stretch ConnectCore for the minimum of stretch and the maximum in performance, and features RIO's SureFire, XS and AgentX Technologies.

SKU	Size	Head Length	Head Weight	Overall Length	Sink Rate	Color
NEW! InTouch Trout/Steelhead Indicator						
RP21176	WF4F	58ft / 17.7m	N/A	90ft / 27.4m	Float	Yellow / Green / Melon
RP21177	WF5F	61ft / 18.6m	N/A	90ft / 27.4m		
RP21178	WF6F	64ft / 19.5m	N/A	100ft / 30.5m		
RP21179	WF7F	67ft / 20.4m	N/A	100ft / 30.5m		
RP21180	WF8F	70ft / 21.3m	N/A	100ft / 30.5m		

## Specialty Series InTouch Xtreme Indicator



### TECHNOLOGY:

- ConnectCore
- MaxCast
- MaxFloat Tip
- AgentX

### FEATURES:

- DualTone
- Front Loop
- Back Loop

### InTouch Xtreme Indicator

Example: WF6F

Overall Length: 100'



### AN INCREDIBLY ADVANCED NYMPHING LINE, ideal for fishing indicators out of a boat

- Ultra-low stretch ConnectCore for maximum performance
- Short, easy loading head to throw all manner of indicator rigs
- Perfect for fishing out of a boat

The InTouch Xtreme Indicator line has been designed to be a very effective tool for anglers that fish nymphs and indicators out of a boat. The short head has a powerful front taper that casts indicator rigs with ease, and loads up with a single cast. Built with RIO's ultra-low stretch ConnectCore Technology, the line allows for intuitively better cast timing, easier line lifts and sharp, precise mends. Lack of stretch also means faster reaction time when setting the hook.

SKU	Size	Head Length	Head Weight	Overall Length	Sink Rate	Color
InTouch Xtreme Indicator						
RP20224	WF5F	33ft / 10m	12g	90ft / 27.4m	Float	Orange / Moss / Yellow
RP20225	WF6F	33ft / 10m	13.9g	90ft / 27.4m		
RP20226	WF7F	33ft / 10m	15.6g	100ft / 30.5m		
RP20227	WF8F	33ft / 10m	18.1g	100ft / 30.5m		
RP20228	WF9F	33ft / 10m	21.4g	100ft / 30.5m		





## Specialty Series InTouch Single Handed Spey

**TECHNOLOGY:**

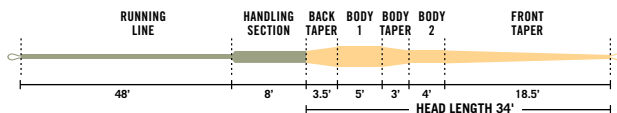
- ConnectCore
- MaxCast
- AgentX

**FEATURES:**

- DualTone
- Front Loop
- Back Loop

**InTouch Single Handed Spey**

Example: WF5F  
Overall Length: 90'

**THE PERFECT LINE FOR ROLL, and single handed Spey casts**

- Incredibly easy roll and overhead casting line design
- Ultra-low stretch core for maximum performance
- DualTone system to easily identify loading area
- Thick handling section lengthens out the head for stability and control

THE INTOUCH SINGLE HANDED SPEY line has been designed to be a fantastic tool for anglers that prefer/need to perform roll and single-handed Spey casts. The rear weight distribution loads a rod deeply in the tightest of quarters,

SKU	Size	Head Length	Head Weight	Overall Length	Sink Rate	Color
<b>InTouch Single Handed Spey</b>						
RP20657	WF3F	33ft / 10m	9,7g	80ft / 24.4m	Float	Peach / Camo
RP20656	WF4F	33ft / 10m	11,3g	90ft / 27.4m		
RP20646	WF5F	33ft / 10m	13,0g	90ft / 27.4m		
RP20647	WF6F	33ft / 10m	14,9g	90ft / 27.4m		
RP20648	WF7F	33ft / 10m	16,8g	90ft / 27.4m		
RP20649	WF8F	33ft / 10m	19,4g	90ft / 27.4m		

allowing anglers to make long, effortless casts with obstacles close behind. Though primarily designed for roll casting, this line also performs exceptionally easy overhead casts with incredibly smooth loop control. Built on RIO's ultra-low stretch ConnectCore the line provides groundbreaking levels of sensitivity and performance.

## Specialty Series InTouch Salmo / Steelhead

**TECHNOLOGY:**

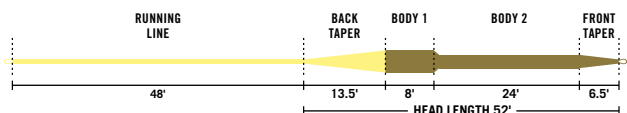
- ConnectCore
- AgentX
- Extreme Slickness

**FEATURES:**

- DualTone
- Front Loop
- Back Loop

**InTouch Salmo / Steelhead**

Example: WF8F  
Overall Length: 100'

**SPECIFICALLY DESIGNED FOR THE DEMANDS of the steelhead and salmon fly fisher**

- Ultra-low stretch ConnectCore for maximum sensitivity and performance
- Bullet front taper to cast typical steelhead and salmon flies
- Long head for great fly control & mending ability
- XS Technology for a superslick coating
- Welded loops for fast rigging

RIO'S INTOUCH SALMO/STEELHEAD line has been specifically designed to meet the demands of the modern steelhead and salmon fly fisher. The long head and rear taper allow anglers to mend and control the fly at great distance when fishing the swing. A powerful bullet front taper ensures

SKU	Size	Head Length	Head Weight	Overall Length	Sink Rate	Color
<b>InTouch Salmo / Steelhead</b>						
RP20215	WF6F	52ft / 15.8m	18,5g	100ft / 30.5m	Float	Moss / Yellow
RP20216	WF7F	52ft / 15.8m	20,5g	100ft / 30.5m		
RP20217	WF8F	52ft / 15.8m	23,4g	100ft / 30.5m		
RP20218	WF9F	52ft / 15.8m	26,0g	100ft / 30.5m		
RP20219	WF10F	52ft / 15.8m	30,5g	100ft / 30.5m		

the line easily handles large steelhead and salmon flies, while the rear weight distribution makes this a great line for single handed roll and spey casting. The line is built with a supple coldwater coating that ensures the line remains tangle-free. Built with ultra-low stretch ConnectCore Technology for the maximum in sensitivity, control and performance.

## Specialty Series InTouch Pike / Musky

**TECHNOLOGY:**

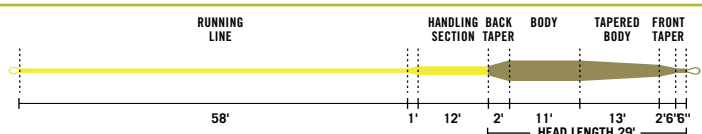
- ConnectCore
- AgentX
- Extreme Slickness

**FEATURES:**

- Front Loop
- Back Loop
- DualTone

**InTouch Pike / Musky**

Example: WF11F  
Overall Length: 100'

**SPECIFICALLY DESIGNED FOR the demands of the Pike/Musky fly fisher**

- Ultra-low stretch ConnectCore for maximum sensitivity and performance
- Short, powerful front taper to easily cast typical streamers
- Heavier than the AFTMA standard to load powerful rods

RIO'S INTOUCH PIKE/MUSKY line has been specifically designed to meet the requirements of the modern pike and musky fly fisher. It features a short head and a powerful front taper that has no problem casting the biggest of streamers. The line is heavier than the industry standard to load powerful rods with ease, and is built with a supple, coldwater coating that features RIO's XS and AgentX technologies for the very best in performance. A range of densities are available to cover a multitude of conditions. Built with ultra-low stretch ConnectCore Technology for the maximum in sensitivity, control and performance.

SKU	Size	Head Length	Head Weight	Overall Length	Sink Rate	Color
InTouch Pike / Musky F						
RP21032	WF8F	29ft / 8.8m	19,4g	100ft / 30.5m	Float	Moss / Yellow
RP21033	WF9F	29ft / 8.8m	22,7g	100ft / 30.5m		
RP21034	WF10F	29ft / 8.8m	25,9g	100ft / 30.5m		
RP21035	WF11F	29ft / 8.8m	29,2g	100ft / 30.5m		
InTouch Pike / Musky F/I						
RP21036	WF8F/I	29ft / 8.8m	19,4g	100ft / 30.5m	Float / 1.5ips	Gray / Yellow
RP21037	WF9F/I	29ft / 8.8m	22,7g	100ft / 30.5m		
RP21038	WF10F/I	29ft / 8.8m	25,9g	100ft / 30.5m		
RP21039	WF11F/I	29ft / 8.8m	29,2g	100ft / 30.5m		
InTouch Pike / Musky I/S6						
RP20556	WF8I/S6	29ft / 8.8m	19,4g	100ft / 30.5m	1.5ips / 6.0ips	Black / Yellow
RP20557	WF9I/S6	29ft / 8.8m	22,7g	100ft / 30.5m		
RP20558	WF10I/S6	29ft / 8.8m	25,9g	100ft / 30.5m		
RP20559	WF11I/S6	29ft / 8.8m	29,2g	100ft / 30.5m		





## Specialty Series InTouch OutBound Short



### TECHNOLOGY:

- ConnectCore
- Extreme Slickness

### FEATURES:

- Density Compensation (Sinking Lines Only)
- DualTone
- Front Loop
- Back Loop



### InTouch OutBound Short

Example: WF8F  
Overall Length: 100'



**EXCEPTIONALLY POWERFUL, EASY CASTING**, line built for maximum distance, with ultra-low stretch performance

- Ultra-low stretch ConnectCore for maximum performance
- Front loaded to cast large flies with ease
- Designed for easy distance
- XS Technology for a superslick coating
- Welded loops for fast rigging

RIO'S INTOUCH OUTBOUND SHORT series of lines are designed to cast large and heavy flies very long distances. Built with RIO's ultra-low stretch ConnectCore Technology. A short, aggressive front taper easily carries large, weighted streamers, while the powerful head design loads rods deeply and efficiently for effortless casts. A full range of densities make this a very versatile line series. Each line features RIO's XS Technology for super slick performance, and is built with a supple, coldwater coating that ensures the line remains tangle-free.

SKU	Size	Head Length	Head Weight	Overall Length	Sink Rate	Color
InTouch OutBound Short F						
RP21050	WF5F	30ft / 9.1m	13g	100ft / 30.5m	Float	Moss / Ivory
RP21051	WF6F	30ft / 9.1m	15.2g	100ft / 30.5m		
RP21052	WF7F	30ft / 9.1m	17.2g	100ft / 30.5m		
RP21053	WF8F	30ft / 9.1m	21.4g	100ft / 30.5m		
RP21054	WF9F	30ft / 9.1m	24.3g	100ft / 30.5m		
RP21055	WF10F	30ft / 9.1m	27.5g	100ft / 30.5m		
InTouch OutBound Short F/SI						
RP21056	WF6F/S1	30ft / 9.1m	15.2g	100ft / 30.5m	Float / 1.0ips	Olive / Yellow
RP21057	WF7F/S1	30FT / 9.1M	17.2g	100ft / 30.5m		
RP21058	WF8F/S1	30FT / 9.1M	21.4g	100ft / 30.5m		
InTouch OutBound Short F/I						
RP21059	WF5F/I	30ft / 9.1m	13g	100ft / 30.5m	Float / 15ft Tip 1.5ips	Gray / Ivory / Green
RP21060	WF6F/I	30ft / 9.1m	15.2g	100ft / 30.5m		
RP21061	WF7F/I	30ft / 9.1m	17.2g	100ft / 30.5m		
RP21062	WF8F/I	30ft / 9.1m	21.4g	100ft / 30.5m		
RP21063	WF9F/I	30ft / 9.1m	24.3g	100ft / 30.5m		
RP21064	WF10F/I	30ft / 9.1m	27.5g	100ft / 30.5m		
InTouch OutBound Short I						
RP21065	WF6I	30ft / 9.1m	15.2g	100ft / 30.5m	1.5 – 2.0ips	Gray / Yellow
RP21066	WF7I	30ft / 9.1m	17.2g	100ft / 30.5m		
RP21067	WF8I	30ft / 9.1m	21.4g	100ft / 30.5m		
RP21068	WF9I	30ft / 9.1m	24.3g	100ft / 30.5m		
RP21069	WF10I	30ft / 9.1m	27.5g	100ft / 30.5m		
InTouch OutBound Short I/S3						
RP21070	WF6I/S3	30ft / 9.1m	15.2g	100ft / 30.5m	1.5 / 3ips	Brown / Yellow
RP21071	WF7I/S3	30ft / 9.1m	17.2g	100ft / 30.5m		
RP21072	WF8I/S3	30ft / 9.1m	21.4g	100ft / 30.5m		
RP21073	WF9I/S3	30ft / 9.1m	24.3g	100ft / 30.5m		
RP21074	WF10I/S3	30ft / 9.1m	27.5g	100ft / 30.5m		
InTouch OutBound Short I/S6						
RP21075	WF6I/S6	30ft / 9.1m	15.2g	100ft / 30.5m	1.5 / 6.0ips	Black / Gray
RP21076	WF7I/S6	30ft / 9.1m	17.2g	100ft / 30.5m		
RP21077	WF8I/S6	30ft / 9.1m	21.4g	100ft / 30.5m		
RP21078	WF9I/S6	30ft / 9.1m	24.3g	100ft / 30.5m		
RP21079	WF10I/S6	30ft / 9.1m	27.5g	100ft / 30.5m		

## Specialty Series InTouch Big Nasty

NEW!



### TECHNOLOGY:

- ConnectCore
- Extreme Slickness
- AgentX

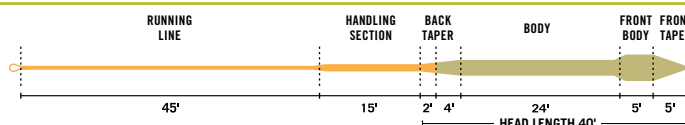
### FEATURES:

- DualTone
- Front Loop
- Back Loop



### InTouch Big Nasty

Example: WF8F  
Overall Length: 100'



**DESIGNED TO CAST LARGE** and heavy flies with exceptional ease

- Short, powerful front taper to cast large and heavy flies
- Ultra-low stretch ConnectCore for maximum performance
- Heavier than the industry standard to load easily
- Supple, coldwater coating ensures no memory off the reel

THE INTOUCH BIG NASTY is designed specifically to cast large and heavy flies with exceptional ease. The line features a short, powerful front taper that has no problem casting weighted streamers and large terrestrial patterns, and is heavier than the industry standard to load modern rods quickly. The line is built on RIO's ultra-low stretch ConnectCore for the minimum of stretch and the maximum in performance, and features RIO's XS and AgentX technologies, as well as welded loops on both ends.

SKU	Size	Head Length	Head Weight	Overall Length	Sink Rate	Color
<b>NEW! InTouch Big Nasty</b>						
RP21171	WF6F	40ft / 12.2m	14,9g	100ft / 30.5m	Float	Moss / Orange
RP21172	WF7F	40ft / 12.2m	16,9g	100ft / 30.5m		
RP21173	WF8F	40ft / 12.2m	19,5g	100ft / 30.5m		
RP21174	WF9F	40ft / 12.2m	21,4g	100ft / 30.5m		
RP21175	WF10F	40ft / 12.2m	26,0g	100ft / 30.5m		



## Specialty Series FIPS Euro Nymph



### TECHNOLOGY:

Extreme Slickness

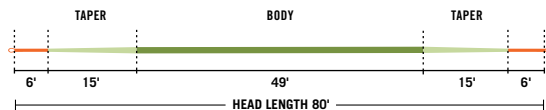
### FEATURES:

- Front Loop
- Back Loop



### FIPS Euro Nymph

Example: #2-5  
Overall Length: 80'



### THE PERFECT LINE FOR CZECH, Polish and French style nymphing

- Ultra-thin, incredibly light line for the utmost in sensitivity
- Highly visible tip for detecting the subtlest of takes
- Approved & endorsed by FIPS Mouche as "Competition Legal"
- Low-stretch core

RIO'S EURO NYMPH line has been thoroughly vetted and approved by FIPS Mouche as "Competition Legal". A system of special marks on the line has been endorsed and approved by FIPS Mouche, ensuring that competitive anglers do not have to waste valuable fishing time by having their line checked during competition hours.

The Euro Nymph line was designed by Steve Parrot to satisfy the need for a one size fits all European style nymphing line that is competition legal. The line is built on a thin diameter, low stretch, supple core to maximize sensitivity and allow for lightning fast hook sets, while a highly visible tip helps anglers detect the slightest of strikes. This line is designed specifically for European style nymphing techniques, such as "French", "Czech", "Polish" and "Spanish" styles.

SKU	Size	Head Length	Overall Length	Sink Rate	Color
<b>FIPS Euro Nymph</b>					
RP20174	#2-5	80ft / 24.4m	80ft / 24.4m	Float	Orange / Sage / Olive

## Specialty Series Smallmouth Bass



### TECHNOLOGY:

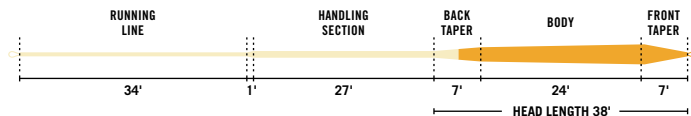
AgentX  
Extreme Slickness

### FEATURES:

- DualTone
- Front Loop
- Back Loop

### Smallmouth Bass

Example: WF7F  
Overall Length: 100'



### SPECIFICALLY DESIGNED FOR the demands of the bass fly fisher

- Powerful front taper that cast Clousers and bass bugs with ease
- Unique "handling" section for perfect fly control
- Hard coating that will not wilt in summer heat

RIO'S SMALLMOUTH line has been specifically designed to meet the demands of the modern bass fly fisher. The weight distribution and powerful front taper easily casts typical Clouser and Bass bug flies, while a unique handling section at the back of the head allows anglers to mend and control the fly effectively. The line is built with a hard, warm water coating that with stands typical summer heat, and ensures the line shoots through the guides with ease.

SKU	Size	Head Length	Head Weight	Overall Length	Sink Rate	Color
<b>Smallmouth Bass</b>						
RP20274	WF6F	38ft / 11.5m	12,7g	100ft / 30.5m	Float	Bronze / Beige
RP20275	WF7F	38ft / 11.5m	15,6g	100ft / 30.5m		
RP20276	WF8F	38ft / 11.5m	18,0g	100ft / 30.5m		

**MULTIPLE DYES  
AND COLORS  
USED TO MAKE  
RIO LINES**





## Avid Series Trout



### TECHNOLOGY:


AgentX  
Extreme  
Slickness

### FEATURES:

→ Front Loop  
(WF Floating Only)


### Avid Trout Weight Forward

Example: WF5F  
Overall Length: 90'



### Avid Trout 24ft Sink Tip

Example: 150gr  
Overall Length: 90'



### DEVELOPED WITH TAPERS and technology that enhance the fly fishing experience

- Slightly heavier, easy casting lines for a multitude of situations
- Short, powerful front taper for good presentation and turnover
- Welded loop on the front end to allow for fast and easy rigging

RIO's Avid series of fly lines were developed for the keen fly fisher with tapers and technology that enhance the fly fishing experience. The lines are designed for easy casting performance, with slightly heavier and shorter head lengths. Each line is built on a supple memory-free core, and has a super slick coating for easy distance. A welded loop on the front end allows anglers to rig easily (not on sink tips).


SKU	Size	Head Length	Head Weight	Overall Length	Sink Rate	Color
Avid Trout Weight Forward						
RP20128	WF3F	36ft / 10.9m	9,1g	80ft / 24.4m	Float	Pale Yellow
RP20129	WF4F	37ft / 11.2m	10,7g	80ft / 24.4m		
RP20130	WF5F	38ft / 11.5m	12,6g	90ft / 27.4m		
RP20131	WF6F	39ft / 11.8m	14,9g	90ft / 27.4m		
RP20132	WF7F	40ft / 12.1m	18,1g	90ft / 27.4m		
RP20133	WF8F	41ft / 12.5m	20,1g	90ft / 27.4m		
Avid Trout 24ft Sinking Tip						
RP20145	150gr	33ft / 10.0m	9,7g	90ft / 27.4m	Float / 4.7ips	Black/ Pale Yellow
RP20146	200gr	33ft / 10.0m	12,9g	90ft / 27.4m	Float / 5.5ips	
RP20147	250gr	33ft / 10.0m	16,2g	90ft / 27.4m	Float / 6.4ips	
RP20148	300gr	33ft / 10.0m	19,4g	90ft / 27.4m	Float / 7.3ips	
RP20149	350gr	33ft / 10.0m	22,7g	90ft / 27.4m	Float / 8.0ips	

## Mainstream Series Bass



### Mainstream Bass

Example: WF9F  
Overall Length: 80'



### TARGETED TO THE OVERALL needs of the average fly fisher

- Slightly heavier, easy casting lines for a multitude of situations
- Short, powerful front taper for good presentation and turnover

RIO'S MAINSTREAM BASS fly lines have been developed to meet the overall needs of the average and novice fly fisher, and are designed to optimize rod performance with slightly heavier and shorter head lengths. Every Mainstream line undergoes the same rigorous production processes and quality control standards as all RIO fly lines, and is made in RIO's Idaho manufacturing facility. Each bass line is built with a warm water coating over a supple memory-free core, for the best in performance.

SKU	Size	Head Length	Head Weight	Overall Length	Sink Rate	Color
<b>Mainstream Bass</b>						
RP20769	WF6F	35ft / 10.7m	13,3g	80ft / 24.4m	Float	Yellow
RP20766	WF7F	35ft / 10.7m	14,1g	80ft / 24.4m		
RP20767	WF8F	35ft / 10.7m	16,2g	80ft / 24.4m		
RP20768	WF9F	35ft / 10.7m	19,0g	80ft / 24.4m		
RP20770	WF10F	36ft / 11.0m	23,0g	80ft / 24.4m		



## Mainstream Series Trout

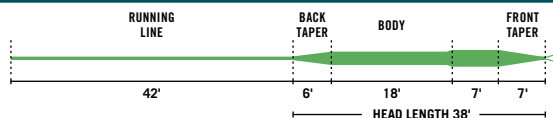


### FEATURES:

- **Front Loop**  
(WF Floating Only)

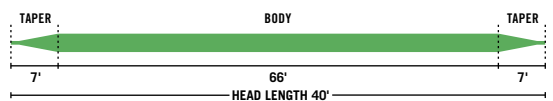
### Mainstream Trout WF Floating, Intermediate

Example: WF5F  
Overall Length: 80'



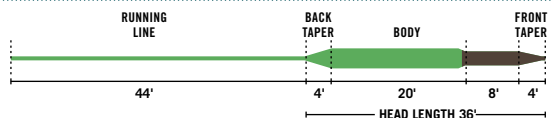
### Mainstream DT Floating

Example: DT5F  
Overall Length: 80'



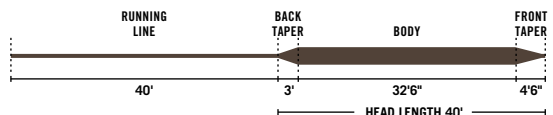
### Mainstream Sink Tip

Example: WF6F/S3  
Overall Length: 80'



### Mainstream Type 3 & Type 6 Full Sink

Example: WF6S3  
Overall Length: 80'



### TARGETED TO THE OVERALL needs of the average fly fisher

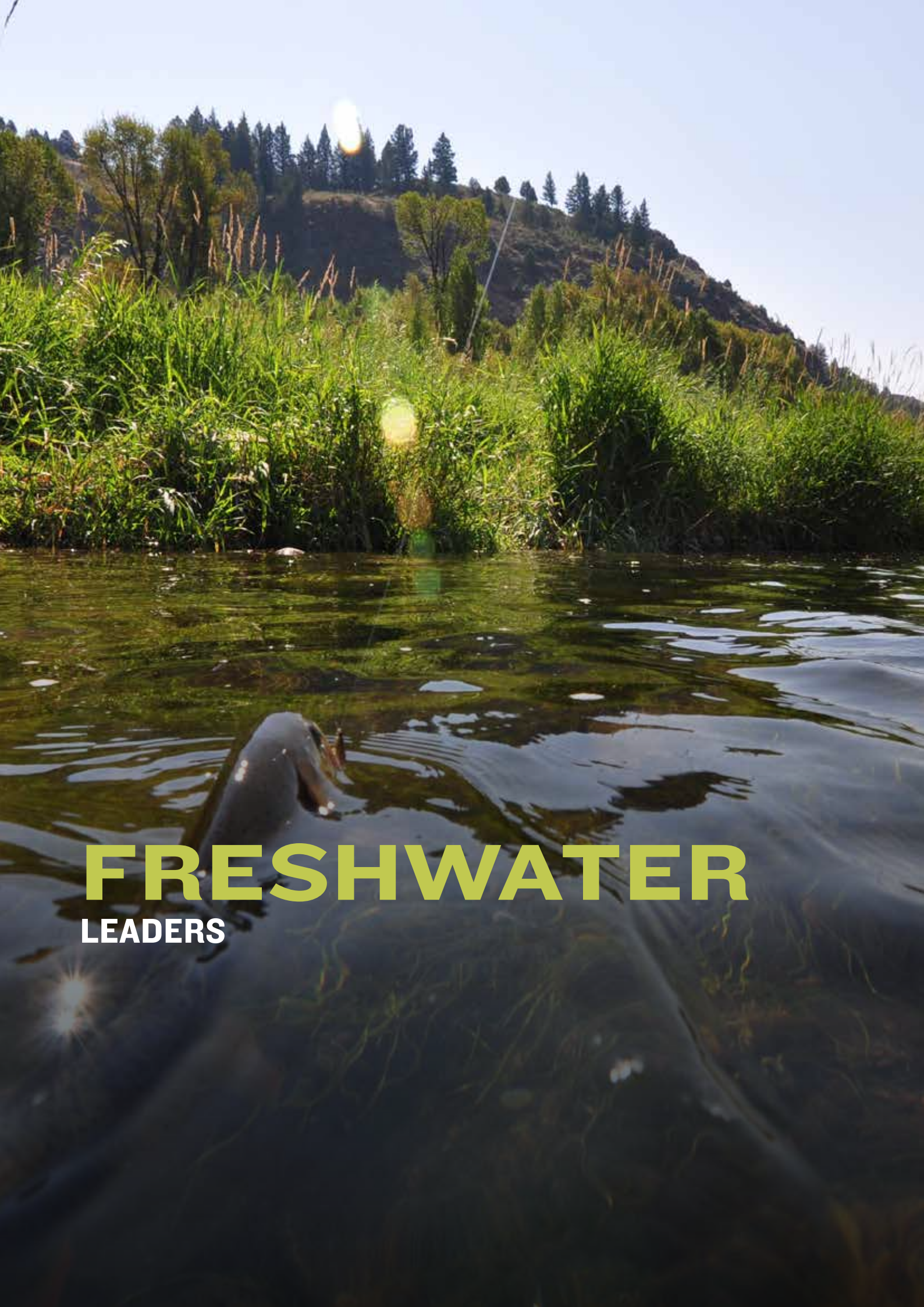
- Slightly heavier, easy casting lines for a multitude of situations
- Short, powerful front taper for good presentation and turnover

RIO's Mainstream series of fly lines have been developed to meet the overall needs of the average and novice fly fisher, and are designed to optimize rod performance with slightly heavier and shorter head lengths.

SKU	Size	Head Length	Head Weight	Overall Length	Sink Rate	Color
Mainstream Trout WF						
RP20740	WF3F	36ft / 10.9m	9,1g	80ft / 24.4m	Float	Lemon Green
RP20741	WF4F	37ft / 11.2m	10,7g	80ft / 24.4m		
RP20742	WF5F	38ft / 11.5m	12,6g	80ft / 24.4m		
RP20743	WF6	39ft / 11.8m	14,9g	80ft / 24.4m		
RP20744	WF7F	40ft / 12.1m	18,1g	80ft / 24.4m		
RP20745	WF8F	41ft / 12.5m	20,1g	80ft / 24.4m		
Mainstream Trout DT						
RP20749	DT3F	80ft / 24.4m	N/A	80ft / 24.4m	Float	Lemon Green
RP20750	DT4F	80ft / 24.4m	N/A	80ft / 24.4m		
RP20751	DT5F	80ft / 24.4m	N/A	80ft / 24.4m		
RP20752	DT6F	80ft / 24.4m	N/A	80ft / 24.4m		
Mainstream Intermediate						
RP21213	WF4I	37ft / 11.2m	10,6g	80ft / 24.4m	1.5 – 2ips	Clear
RP21214	WF5I	38ft / 11.5m	12,0g	80ft / 24.4m		
RP21215	WF6I	39ft / 11.8m	15,2g	80ft / 24.4m		
RP21216	WF7I	40ft / 12.1m	18,1g	80ft / 24.4m		
RP21217	WF8I	41ft / 12.5m	20,4g	80ft / 24.4m		
Mainstream Sink Tip						
RP20829	WF4F/S3	36ft / 11.0m	10,6g	80ft / 24.4m	Float / 3ips	Brown / Lemon Green
RP20830	WF5F/S3	36ft / 11.0m	12,0g	80ft / 24.4m		
RP20831	WF6F/S3	36ft / 11.0m	15,2g	80ft / 24.4m		
RP20832	WF7F/S3	36ft / 11.0m	18,1g	80ft / 24.4m		
RP20833	WF8F/S3	36ft / 11.0m	20,4g	80ft / 24.4m		
Mainstream Type 3 Full Sink						
RP20370	WF4S3	38ft / 11.6m	N/A	80ft / 24.4m	3 – 4ips	Brown
RP20371	WF5S3	38ft / 11.6m	N/A	80ft / 24.4m		
RP20372	WF6S3	40ft / 12.2m	N/A	80ft / 24.4m		
RP20373	WF7S3	42ft / 12.8m	N/A	80ft / 24.4m		
RP20374	WF8S3	42ft / 12.8m	N/A	80ft / 24.4m		
Mainstream Type 6 Full Sink						
RP20734	WF4S6	38ft / 11.6m	N/A	80ft / 24.4m	6 – 7ips	Black
RP20735	WF5S6	38ft / 11.6m	N/A	80ft / 24.4m		
RP20736	WF6S6	40ft / 12.2m	N/A	80ft / 24.4m		
RP20737	WF7S6	42ft / 12.8m	N/A	80ft / 24.4m		
RP20738	WF8S6	42ft / 12.8m	N/A	80ft / 24.4m		








# FRESHWATER

## LEADERS

Specialty Series  
**Powerflex® Plus**  
Tapered Leader



**POWERFLEX PLUS TROUT LEADERS** are the strongest trout leaders ever made, with tensile strengths up to 20% more than regular leaders. A technical modification of the nylon copolymer formulation has resulted in prodigious strength increase, without compromising the knot strength or suppleness. Simply put, these are the strongest, most reliable trout leaders ever made. Each pack contains 2 premium leaders.

- Incredible strength to diameter ratio
- Soft material for high knot strength
- High-performance taper


**IDEAL FOR:**

- Dry Flies
- Soft Hackles
- Nymph / Indicator Rigs
- Streamers

**Note**  
NO METRIC LABELS

SKU	Size	Length	Test	Diameter
<b>Powerflex Plus 7.5ft Leader - 2 Pack</b>				
• RP24400	7.5ft / 7X	7.5ft / 2.3m	2.75lb / 1.3kg	0.004in / 0.102mm
• RP24401	7.5ft / 6X	7.5ft / 2.3m	4lb / 1.8kg	0.005in / 0.127mm
• RP24402	7.5ft / 5X	7.5ft / 2.3m	6lb / 2.7kg	0.006in / 0.152mm
• RP24403	7.5ft / 4X	7.5ft / 2.3m	7.5lb / 3.4kg	0.007in / 0.178mm
• RP24404	7.5ft / 3X	7.5ft / 2.3m	9.5lb / 4.3kg	0.008in / 0.203mm
• RP24405	7.5ft / 2X	7.5ft / 2.3m	12lb / 5.5kg	0.009in / 0.229mm
• RP24406	7.5ft / 1X	7.5ft / 2.3m	15lb / 6.8kg	0.010in / 0.254mm
• RP24407	7.5ft / 0X	7.5ft / 2.3m	18lb / 8.2kg	0.011in / 0.279mm
<b>Powerflex Plus 9ft Leader - 2 Pack</b>				
RP54408	9ft / 7X	9ft / 2.7m	2.75lb / 1.3kg	0.004in / 0.102mm
RP54409	9ft / 6X	9ft / 2.7m	4lb / 1.8kg	0.005in / 0.127mm
RP54410	9ft / 5X	9ft / 2.7m	6lb / 2.7kg	0.006in / 0.152mm
RP54411	9ft / 4X	9ft / 2.7m	7.5lb / 3.4kg	0.007in / 0.178mm
RP54412	9ft / 3X	9ft / 2.7m	9.5lb / 4.3kg	0.008in / 0.203mm
RP54413	9ft / 2X	9ft / 2.7m	12lb / 5.5kg	0.009in / 0.229mm
RP54414	9ft / 1X	9ft / 2.7m	15lb / 6.8kg	0.010in / 0.254mm
RP54415	9ft / 0X	9ft / 2.7m	18lb / 8.2kg	0.011in / 0.279mm
<b>Powerflex Plus 12ft Leader - 2 Pack</b>				
RP54416	12ft / 7X	12ft / 3.7m	2.75lb / 1.3kg	0.004in / 0.102mm
RP54417	12ft / 6X	12ft / 3.7m	4lb / 1.8kg	0.005in / 0.127mm
RP54418	12ft / 5X	12ft / 3.7m	6lb / 2.7kg	0.006in / 0.152mm
RP54419	12ft / 4X	12ft / 3.7m	7.5lb / 3.4kg	0.007in / 0.178mm
RP54420	12ft / 3X	12ft / 3.7m	9.5lb / 4.3kg	0.008in / 0.203mm
RP54421	12ft / 2x	12ft / 3.7m	12lb / 5.5kg	0.009in / 0.229mm
RP54422	12ft / 1x	12ft / 3.7m	15lb / 6.8kg	0.010in / 0.254mm
RP54423	12ft / 0x	12ft / 3.7m	18lb / 8.2kg	0.011in / 0.279mm

**Powerflex® Trout**  
Tapered Leader



**POWERFLEX TROUT LEADERS** help you cast better and fish more effectively. The powerful butt section provides unsurpassed wind penetration and easily turns over heavy indicator rigs, while the soft, flexible tippet delivers tiny dries with delicate precision. Advanced copolymer strength allows confident hook sets and greater landing percentages.

- Aggressive high-performance taper
- Long, powerful butt section with soft, flexible tippet
- Maximum strength and abrasion resistance

**IDEAL FOR:**

- Nymph/Indicator Rigs
- Streamers
- Dry Flies

**Note**  
NO METRIC LABELS

SKU	Size	Length	Test	Diameter
<b>Powerflex Trout 7.5ft Leader</b>				
• RP24600	7.5ft / 7X	7.5ft / 2.3m	2.4lb / 1.1kg	0.004in / 0.102mm
• RP24601	7.5ft / 6X	7.5ft / 2.3m	3.4lb / 1.5kg	0.005in / 0.127mm
• RP24602	7.5ft / 5X	7.5ft / 2.3m	5.0lb / 2.3kg	0.006in / 0.152mm
• RP24603	7.5ft / 4X	7.5ft / 2.3m	6.4lb / 2.9kg	0.007in / 0.178mm
• RP24604	7.5ft / 3X	7.5ft / 2.3m	8.2lb / 3.7kg	0.008in / 0.203mm
• RP24605	7.5ft / 2X	7.5ft / 2.3m	10lb / 4.5kg	0.009in / 0.229mm
• RP24606	7.5ft / 1X	7.5ft / 2.3m	13lb / 5.9kg	0.010in / 0.254mm
• RP24607	7.5ft / 0X	7.5ft / 2.3m	15lb / 6.8kg	0.011in / 0.279mm
<b>Powerflex Trout 9ft Leader</b>				
RP51147	9ft / 7X	9ft / 2.7m	2.4lb / 1.1kg	0.004in / 0.102mm
RP51148	9ft / 6X	9ft / 2.7m	3.4lb / 1.5kg	0.005in / 0.127mm
RP51149	9ft / 5X	9ft / 2.7m	5.0lb / 2.3kg	0.006in / 0.152mm
RP51150	9ft / 4X	9ft / 2.7m	6.4lb / 2.9kg	0.007in / 0.178mm
RP51151	9ft / 3X	9ft / 2.7m	8.2lb / 3.7kg	0.008in / 0.203mm
RP51152	9ft / 2X	9ft / 2.7m	10lb / 4.5kg	0.009in / 0.229mm
RP51153	9ft / 1X	9ft / 2.7m	13lb / 5.9kg	0.010in / 0.254mm
RP51154	9ft / 0X	9ft / 2.7m	15lb / 6.8kg	0.011in / 0.279mm
<b>Powerflex Trout 12ft Leader</b>				
RP51155	12ft / 7X	12ft / 3.7m	2.4lb / 1.1kg	0.004in / 0.102mm
RP51156	12ft / 6X	12ft / 3.7m	3.4lb / 1.5kg	0.005in / 0.127mm
RP51157	12ft / 5X	12ft / 3.7m	5.0lb / 2.3kg	0.006in / 0.152mm
RP51158	12ft / 4X	12ft / 3.7m	6.4lb / 2.9kg	0.007in / 0.178mm
RP51159	12ft / 3X	12ft / 3.7m	8.2lb / 3.7kg	0.008in / 0.203mm
• RP24642	12ft / 2x	12ft / 3.7m	10lb / 4.5kg	0.009in / 0.229mm
• RP24643	12ft / 1x	12ft / 3.7m	13lb / 5.9kg	0.010in / 0.254mm
• RP24644	12ft / 0x	12ft / 3.7m	15lb / 6.8kg	0.011in / 0.279mm
<b>Powerflex Trout 15ft Leader</b>				
• RP24622	15ft / 6X	15ft / 4.6m	3.4lb / 1.5kg	0.005in / 0.127mm
• RP24623	15ft / 5X	15ft / 4.6m	5.0lb / 2.3kg	0.006in / 0.152mm
• RP24624	15ft / 4X	15ft / 4.6m	6.4lb / 2.9kg	0.007in / 0.178mm
• RP24625	15ft / 3X	15ft / 4.6m	8.2lb / 3.7kg	0.008in / 0.203mm





## Powerflex® Trout – 3-Pack

Tapered Leader



**POWERFLEX LEADERS** help you cast better and fish more effectively. The powerful butt section provides unsurpassed wind penetration and easily turns over heavy indicator rigs, while the soft, flexible tippet delivers tiny dries with delicate precision. Advanced copolymer strength allows confident hook sets and greater landing percentages.

A handy pack of three – saves costs, waste and space in tightly packed vest pockets and bags.

- Aggressive high-performance taper
- Long, powerful butt section with soft, flexible tippet
- Maximum strength and abrasion resistance

### IDEAL FOR:


- Nymph/Indicator Rigs
- Streamers
- Dry Flies

**Note**  
NO METRIC LABELS

SKU	Size	Length	Test	Diameter
<b>Powerflex Trout 7.5ft Leader</b>				
RP24626	7.5ft / 7X	7.5ft / 2.3 m	2.4lb / 1.1kg	0.004in / 0.102mm
RP24627	7.5ft / 6X	7.5ft / 2.3 m	3.4lb / 1.5kg	0.005in / 0.127mm
RP24628	7.5ft / 5X	7.5ft / 2.3 m	5.0lb / 2.3kg	0.006in / 0.152mm
RP24629	7.5ft / 4X	7.5ft / 2.3 m	6.4lb / 2.9kg	0.007in / 0.178mm
RP24630	7.5ft / 3X	7.5ft / 2.3 m	8.2lb / 3.7kg	0.008in / 0.203mm
RP24631	7.5ft / 2X	7.5ft / 2.3 m	10lb / 4.5kg	0.009in / 0.229mm
RP24632	7.5ft / 1X	7.5ft / 2.3 m	13lb / 5.9kg	0.010in / 0.254mm
RP24633	7.5ft / 0X	7.5ft / 2.3 m	15lb / 6.8kg	0.011in / 0.279mm
<b>Powerflex Trout 9ft Leader</b>				
RP24634	9ft / 7X	9ft / 2.7 m	2.4lb / 1.1kg	0.004in / 0.102mm
RP24635	9ft / 6X	9ft / 2.7 m	3.4lb / 1.5kg	0.005in / 0.127mm
RP24636	9ft / 5X	9ft / 2.7 m	5.0lb / 2.3kg	0.006in / 0.152mm
RP24637	9ft / 4X	9ft / 2.7 m	6.4lb / 2.9kg	0.007in / 0.178mm
RP24638	9ft / 3X	9ft / 2.7 m	8.2lb / 3.7kg	0.008in / 0.203mm
RP24639	9ft / 2X	9ft / 2.7 m	10lb / 4.5kg	0.009in / 0.229mm
RP24640	9ft / 1X	9ft / 2.7 m	13lb / 5.9kg	0.010in / 0.254mm
RP24641	9ft / 0X	9ft / 2.7 m	15lb / 6.8kg	0.011in / 0.279mm
<b>Powerflex Trout 12ft</b>				
RP24051	12ft / 6X	12ft / 3.7 m	3.4lb / 1.5kg	0.005in / 0.127mm
RP24052	12ft / 5X	12ft / 3.7 m	5.0lb / 2.3kg	0.006in / 0.152mm
RP24053	12ft / 4X	12ft / 3.7 m	6.4lb / 2.9kg	0.007in / 0.178mm
RP24054	12ft / 3X	12ft / 3.7 m	8.2lb / 3.7kg	0.008in / 0.203mm

## Suppleflex™ Trout

Tapered Leader



**SUPPLEFLEX TROUT LEADERS** are made of a very soft, supple copolymer material that has excellent knot strength. The supple nature of the material gives featherweight presentations and does not impede the natural movement of a fly in the current. These leaders are a perfect choice for the dry fly and soft hackle fly fisher.

- Soft, supple material for perfect presentation
- Hand tied perfection loop in the butt for quick rigging
- Excellent knot and tensile strength

For further details, watch the short video about this product at <http://vimeo.com/47885954>

### IDEAL FOR:


- Dry Flies
- Soft Hackles
- Emergers
- Small Nymphs

**Note**  
NO METRIC LABELS

SKU	Size	Length	Test	Diameter
<b>NEW! Suppleflex Trout 7.5ft Leader</b>				
RP24136	7.5ft / 6X	7.5ft / 2.3m	3lb / 1.3kg	0.005in / 0.127mm
RP24135	7.5ft / 5X	7.5ft / 2.3m	4.7lb / 2.1kg	0.006in / 0.152mm
RP24134	7.5ft / 4X	7.5ft / 2.3m	6.1lb / 2.7kg	0.007in / 0.178mm
RP24133	7.5ft / 3X	7.5ft / 2.3m	8lb / 3.8kg	0.008in / 0.203mm
<b>Suppleflex Trout 9ft Leader</b>				
RP24114	9ft / 7X	9ft / 2.7m	2lb / 0.9kg	0.004in / 0.102mm
RP24113	9ft / 6X	9ft / 2.7m	3lb / 1.3kg	0.005in / 0.127mm
RP24112	9ft / 5X	9ft / 2.7m	4.7lb / 2.1kg	0.006in / 0.152mm
RP24111	9ft / 4X	9ft / 2.7m	6.1lb / 2.7kg	0.007in / 0.178mm
RP24110	9ft / 3X	9ft / 2.7m	8lb / 3.8kg	0.008in / 0.203mm
<b>NEW! Suppleflex Trout 12ft Leader</b>				
RP24215	12ft / 6X	12ft / 3.6m	3lb / 1.3kg	0.005in / 0.127mm
RP24214	12ft / 5X	12ft / 3.6m	4.7lb / 2.1kg	0.006in / 0.152mm
RP24213	12ft / 4X	12ft / 3.6m	6.1lb / 2.7kg	0.007in / 0.178mm
RP24212	12ft / 3X	12ft / 3.6m	8lb / 3.8kg	0.008in / 0.203mm

## Fluoroflex® Trout

Fluorocarbon Tapered Leader



**RIO'S FLUOROFLEX TROUT LEADERS** are made of 100% fluorocarbon, and are the perfect solution for when a nearly invisible presentation is required in clear water and for spooky fish. Each leader has high abrasion resistance and excellent tensile and knot strength, and have a long butt section that will turn over flies effortlessly.

- 100% fluorocarbon for the utmost in stealth
- Long butt section for great turnover and presentation
- Hand tied perfection loop in the butt for quick rigging

### IDEAL FOR:


- Spring Creeks
- Clear Lakes
- Spooky Trout

**Note**  
NO METRIC LABELS

SKU	Size	Length	Test	Diameter
<b>Fluoroflex Trout Leader</b>				
RP24507	9ft / 7X	9ft / 2.7m	1.5lb / .7kg	0.004in / 0.102mm
RP24506	9ft / 6X	9ft / 2.7m	2lb / .9kg	0.005in / 0.127mm
RP24505	9ft / 5X	9ft / 2.7m	3lb / 1.3kg	0.006in / 0.152mm
RP24504	9ft / 4X	9ft / 2.7m	5lb / 2.3kg	0.007in / 0.178mm
RP24503	9ft / 3X	9ft / 2.7m	6lb / 2.7kg	0.008in / 0.203mm
RP24502	9ft / 2X	9ft / 2.7m	8lb / 3.8kg	0.009in / 0.229mm
RP24501	9ft / 1X	9ft / 2.7m	9lb / 4.1kg	0.010in / 0.254mm
RP24500	9ft / 0X	9ft / 2.7m	10lb / 4.5kg	0.011in / 0.279mm



## Indicator Tapered Leader




RIO'S INDICATOR LEADERS have a unique design that is ideal for the indicator fly fisher. A powerful butt section and very short taper, easily turns over all manner of indicators, and a long, level tip section allows flies to sink evenly and quickly. The orange butt section is visible enough to be used as an indicator in its own right.

- Powerful butt and short taper for casting indicators
- Long, level tippet allows nymphs to sink evenly
- Orange butt section can be used as an indicator

### IDEAL FOR:

- Lake Fishing
- Rivers
- Steelhead

## Euro Nymph Tapered Leader




RIO'S EURO NYMPH LEADERS are designed with a unique taper to meet the needs of the European nymphing methods for competitors and first timers. These 9' leaders are built out of a high-vis milky white tapered leader which is hand tied to 22" of our Indicator Tippet material. This gives maximum visibility in all lighting conditions to make subtle strike detection easier. The leader ends with a tippet ring and requires you to attach your own tippet to properly match the water type.

- Opaque white leader for visibility
- High-viz two-tone indicator tippet for maximum strike detection
- Trout sized tippet ring for fast rigging

### IDEAL FOR:

- Nymph Rigs
- Competition Angling

## Steelhead / Salmon Tapered Leader



RIO'S STEELHEAD/SALMON LEADERS are designed and built to match the needs of the steelhead and salmon fly fisher. The leaders are made of a medium stiff nylon and have a powerful taper design that easily turns over larger flies, and cope with tough winds. The copolymer material is incredibly tough and highly abrasion resistant. RIO's steelhead/salmon leaders are a glacial green color for perfect camouflage. Available in 3 pack.

- Medium-stiff material for turning over larger flies
- Long butt section and taper for great turnover
- Maximum strength and abrasion resistance
- Glacier green color

### IDEAL FOR:

- Steelhead
- Salmon
- Streamers
- Spey

SKU	Size	Length	Test	Diameter
<b>Indicator Leader</b>				
RP24146	10ft / 6X	10ft / 3m	3.4lb / 1.5kg	0.005in / 0.127mm
RP24145	10ft / 5X	10ft / 3m	5lb / 2.3kg	0.006in / 0.152mm
RP24144	10ft / 4X	10ft / 3m	6.4lb / 2.9kg	0.007in / 0.178mm
RP24143	10ft / 3X	10ft / 3m	8.2lb / 3.7kg	0.008in / 0.203mm
RP24142	10ft / 2X	10ft / 3m	10lb / 4.5kg	0.009in / 0.229mm

**Note**  
NO METRIC LABELS

SKU	Size	Length	Test	Diameter
<b>Euro Nymph Leader with Tippet Ring</b>				
RP24038	0X/2X	11ft / 3.4m	15lb / 8.5lb	.011" / .009"

**Note**  
NO METRIC LABELS


SKU	Size	Length	Test	Diameter
<b>Steelhead / Salmon 6ft Leader</b>				
RP24460	6ft / 8lb	6ft / 1.8m	8lb / 4kg	0.011in / 0.279mm
RP54461	6ft / 10lb	6ft / 1.8m	10lb / 5kg	0.012in / 0.305mm
RP54462	6ft / 12lb	6ft / 1.8m	12lb / 6kg	0.014in / 0.356mm
RP54463	6ft / 16lb	6ft / 1.8m	16lb / 8kg	0.015in / 0.381mm
RP54464	6ft / 20lb	6ft / 1.8m	20lb / 10kg	0.017in / 0.432mm
<b>Steelhead / Salmon 9ft Leader</b>				
RP54465	9ft / 8lb	9ft / 2.7m	8lb / 4kg	0.011in / 0.279mm
RP54466	9ft / 10lb	9ft / 2.7m	10lb / 5kg	0.012in / 0.305mm
RP54467	9ft / 12lb	9ft / 2.7m	12lb / 6kg	0.014in / 0.356mm
RP54468	9ft / 16lb	9ft / 2.7m	16lb / 8kg	0.015in / 0.381mm
RP54469	9ft / 20lb	9ft / 2.7m	20lb / 10kg	0.017in / 0.432mm
<b>Steelhead / Salmon 12ft Leader</b>				
RP54470	12ft / 8lb	12ft / 3.7m	8lb / 4kg	0.011in / 0.279mm
RP54471	12ft / 10lb	12ft / 3.7m	10lb / 5kg	0.012in / 0.305mm
RP54472	12ft / 12lb	12ft / 3.7m	12lb / 6kg	0.014in / 0.356mm
RP54473	12ft / 16lb	12ft / 3.7m	16lb / 8kg	0.015in / 0.381mm
RP54474	12ft / 20lb	12ft / 3.7m	20lb / 10kg	0.017in / 0.432mm
<b>Steelhead / Salmon Leader - 3 Pack</b>				
RP24475	9ft / 8lb	9ft / 2.7m	8lb / 4kg	0.011in / 0.279mm
RP24476	9ft / 10lb	9ft / 2.7m	10lb / 5kg	0.012in / 0.305mm
RP24477	9ft / 12lb	9ft / 2.7m	12lb / 6kg	0.014in / 0.356mm
RP24478	9ft / 16lb	9ft / 2.7m	16lb / 8kg	0.015in / 0.381mm
RP24479	9ft / 20lb	9ft / 2.7m	20lb / 10kg	0.017in / 0.432mm

**Note**  
NO METRIC LABELS





## Fluoroflex® Steelhead / Salmon Fluorocarbon Tapered Leader



RIO'S FLUOROFLEX STEELHEAD/SALMON leaders are made of 100% fluorocarbon, and are the perfect solution for when a nearly invisible presentation is required in low, clear rivers and for spooky summer-run fish. Each leader has high abrasion resistance and excellent tensile and knot strength and a long butt section that will turn over flies effortlessly.

- 100% fluorocarbon for the utmost in stealth
- Long butt section for great turnover and presentation
- Hand tied perfection loop in the butt for quick rigging


### IDEAL FOR:

- Steelhead
- Salmon
- Sea-run Trout

**Note**  
NO METRIC LABELS

SKU	Size	Length	Test	Diameter
<b>Fluoroflex Steelhead / Salmon Leader</b>				
RP24520	9ft / 8lb	9ft / 3m	8lb / 4kg	0.009in / 0.229mm
RP24521	9ft / 10lb	9ft / 3m	10lb / 5kg	0.010in / 0.254mm
RP24522	9ft / 12lb	9ft / 3m	12lb / 6kg	0.011in / 0.279mm
RP24523	9ft / 16lb	9ft / 3m	16lb / 8kg	0.013in / 0.330mm
RP24524	9ft / 20lb	9ft / 3m	20lb / 10kg	0.015in / 0.381mm

## Bass Tapered Leader



RIO'S BASS LEADERS are designed and built to match the needs of the bass fly fisher. The leaders are made of a medium stiff nylon and have a powerful taper design that will easily turn over large flies, and cope with tough winds. The copolymer material is incredibly tough and abrasion resistant. Available in 3 pack.

- Medium-stiff material for turning over larger flies
- Powerful butt section and taper for great turnover
- Maximum strength and abrasion resistance

### IDEAL FOR:


- Weighted Streamers
- Bass Bugs
- Poppers

**Note**  
NO METRIC LABELS

SKU	Size	Length	Test	Diameter
<b>Bass Leader</b>				
RP24201	9ft / 8lb	9ft / 2.7m	8lb / 4kg	0.011in / 0.279mm
RP24202	9ft / 10lb	9ft / 2.7m	10lb / 5kg	0.012in / 0.305mm
RP24203	9ft / 12lb	9ft / 2.7m	12lb / 6kg	0.014in / 0.356mm
RP24204	9ft / 16lb	9ft / 2.7m	16lb / 8kg	0.015in / 0.381mm
<b>Bass Leader - 3 Pack</b>				
RP24197	9ft / 8lb	9ft / 2.7m	8lb / 4kg	0.011in / 0.279mm
RP24198	9ft / 10lb	9ft / 2.7m	10lb / 5kg	0.012in / 0.305mm
RP24199	9ft / 12lb	9ft / 2.7m	12lb / 6kg	0.014in / 0.356mm
RP24200	9ft / 16lb	9ft / 2.7m	16lb / 8kg	0.015in / 0.381mm

## Pike / Musky Tapered Leader

**IMPROVED!**



A STIFF NYLON, TAPERED LEADER attached to a tough, bite resistant wire shock tippet that is ideal for Pike, Musky, and similar toothy species. There are two wire choices: 1) A supple nylon coated braided wire (Bronze) that you can knot and 2) A nylon coated single strand steel wire (Silver) with snap link.

- Ultra tough nylon with wire shock tippet
- Choice of steel or braided wire
- Hand tied perfection loop in the butt for fast rigging

### IDEAL FOR:

- Pike
- Musky
- Tigerfish


**Note**  
NO METRIC LABELS

SKU	Size	Length	Test	Shock
<b>Pike / Musky Leader (knottable wire)</b>				
RP24183	7.5ft / 15lb	7.5ft / 2.3m	20lb / 10kg	15lb / knot-able wire
RP24184	7.5ft / 20lb	7.5ft / 2.3m	20lb / 10kg	20lb / knot-able wire
RP24185	7.5lb / 30lb	7.5ft / 2.3m	30lb / 15kg	30lb / knot-able wire
RP24186	7.5ft / 45lb	7.5ft / 2.3m	30lb / 15kg	45lb / knot-able wire
<b>Pike / Musky Leader (wire w/ link)</b>				
RP24187	7.5ft / 15lb	7.5ft / 2.3m	20lb / 10kg	15lb / wire w/ link
RP24188	7.5ft / 20lb	7.5ft / 2.3m	20lb / 10kg	20lb / wire w/ link
RP24189	7.5ft / 30lb	7.5ft / 2.3m	30lb / 15kg	30lb / wire w/ link
RP24190	7.5ft / 45lb	7.5ft / 2.3m	30lb / 15kg	45lb / wire w/ link



## Trout VersiLeader

Sinking Tapered Leader



RIO'S TROUT VERSILEADERS are designed for the fly fisher who needs a quick-change option for converting a floating line to a sink tip. Each VersiLeader is tapered for the best in performance and has a 12lb nylon core coated in PVC. A neat, bullet-proof welded loop at the butt end allows for fast rigging.

- Color-coded loops for easy identification
- A complete range of sink rates
- Slim, neat welded loop in the butt for quick rigging

### IDEAL FOR:


- Lakes
- Small Streams
- Large Rivers

**Note**  
NO METRIC LABELS

SKU	Size	Length	Test	Sink Rate	Color
<b>Trout VersiLeader 7.5ft</b>					
RP51039	7ft / 1.5ips	7ft / 2.1m	12lb / 6kg	Intermediate (1.5ips)	Clear / Clear Loop
RP51040	7ft / 3ips	7ft / 2.1m	12lb / 6kg	Slow Sink (3ips)	Brown / Green Loop
RP51041	7ft / 4ips	7ft / 2.1m	12lb / 6kg	Medium Sink (4ips)	Blue / Red Loop
RP51042	7ft / 5ips	7ft / 2.1m	12lb / 6kg	Fast Sink (5ips)	Black / Blue Loop
RP51043	7ft / 7ips	7ft / 2.1m	12lb / 6kg	Extra Fast Sink (7ips)	Black / Black Loop
<b>Trout VersiLeader 12ft</b>					
• RP24440	12ft / 1.5ips	12ft / 3.7m	12lb / 6kg	Intermediate (1.5ips)	Clear / Clear Loop
• RP24441	12ft / 3ips	12ft / 3.7m	12lb / 6kg	Slow Sink (3ips)	Brown / Green Loop
• RP24442	12ft / 4ips	12ft / 3.7m	12lb / 6kg	Medium Sink (4ips)	Blue / Red Loop
• RP24443	12ft / 5ips	12ft / 3.7m	12lb / 6kg	Fast Sink (5ips)	Black / Blue Loop
• RP24444	12ft / 7ips	12ft / 3.7m	12lb / 6kg	Extra Fast Sink (7ips)	Black / Black Loop

## Freshwater VersiLeader

Sinking Tapered Leader



RIO'S FRESHWATER VERSILEADERS are designed for the fly fisher who needs a quick-change option for converting a floating line to a sink tip. Each VersiLeader has a strong nylon cores in excess of 24 lb, is tapered for the best in performance, and features a neat, bullet-proof welded loop at the butt end for fast rigging.

- Color-coded loops for easy identification
- A complete range of sink rates
- Slim, neat welded loop in the butt for quick rigging

### IDEAL FOR:

- Steelhead
- Salmon
- Bass
- Pike

**Note**  
NO METRIC LABELS

SKU	Size	Length	Test	Sink Rate	Color
<b>Freshwater VersiLeader</b>					
RP24560	10ft / 1.5ips	10ft / 3m	24lb / 12kg	Intermediate (1.5ips)	Clear / Clear Loop
RP24561	10ft / 3ips	10ft / 3m	24lb / 12kg	Slow Sink (3ips)	Brown / Green Loop
RP24562	10ft / 4ips	10ft / 3m	24lb / 12kg	Medium Sink (4ips)	Blue / Red Loop
RP24563	10ft / 5ips	10ft / 3m	24lb / 12kg	Fast Sink (5ips)	Black / Blue Loop
RP24564	10ft / 7ips	10ft / 3m	24lb / 12kg	Extra Fast Sink (7ips)	Black / Black Loop

**PRIMED CORE, RUNNING THROUGH THE FLY LINE MACHINE, PRIOR TO HAVING A COATING APPLIED**

A person wearing a red jacket and a grey mesh vest is shown from the side, holding a spool of Rio Powerflex Plus fly fishing line. The spool is blue and yellow with the text "RIO", "Powerflex Plus", and "0x". The background is a blurred mountain landscape.

# FRESHWATER

TIPPET



## Powerflex® Plus Tippet



RIO'S POWERFLEX PLUS TIPPET, RIO's newest tippet is the strongest nylon tippet material ever made, with tensile strengths up to 20% more than regular tippet. A highly technical formulation of the nylon copolymer manufacturing process has resulted in this prodigious strength increase, without compromising knot strength or suppleness. Simply put, this is the strongest, most reliable tippet ever made. Each spool has the added bonus of 50 yards of tippet.

### FEATURES:

- Incredible strength to diameter ratio
- Soft material for high knot strength

### IDEAL FOR:

- Dry flies
- Soft hackles
- Nymph / Indicator rigs
- Streamers

RIO'S POWERFLEX PLUS TIPPET 3-PACK, Powerflex Plus 3-Packs include three, 50-yard spools of tippet packaged in a reusable, clear plastic cup. The 3-Packs are available in three configurations: 0X – 2X, 3X – 5X and 4X – 6X.

SKU	Size	Length	Test	Diameter
<b>Powerflex Plus Tippet</b>				
RP22031	7X	50yds / 46m	2.75lb / 1.3kg	0.004in / 0.102mm
RP22032	6X	50yds / 46m	4lb / 1.8kg	0.005in / 0.127mm
RP22033	5X	50yds / 46m	6lb / 2.7kg	0.006in / 0.152mm
RP22034	4X	50yds / 46m	7.5lb / 3.4kg	0.007in / 0.178mm
RP22035	3X	50yds / 46m	9.5lb / 4.3kg	0.008in / 0.203mm
RP22036	2X	50yds / 46m	12lb / 5.5kg	0.009in / 0.229mm
RP22037	1X	50yds / 46m	15lb / 6.8kg	0.010in / 0.254mm
RP22038	0X	50yds / 46m	18lb / 8.2kg	0.011in / 0.279mm

## Powerflex® Tippet



The best-selling trout tippet material in the world. Made from high tenacity copolymers and with excellent knot strength. It is ideal for trout, particularly with nymphs, dry flies and smaller streamers. Large capacity "Guide" spools are also available in 7X to 0X sizes.

RIO's Powerflex Tippet 3-Packs are a great value for guides and anglers who use a range of tippet sizes. These 3-Packs include three, 30-yard spools of our popular Powerflex Tippet packaged in a reusable, clear plastic cup.

The 3-Packs are available in three configurations: 0X – 2X, 3X – 5X and 4X – 6X.

The cups can be used to store flies, split shot, indicators or other small accessories.

### FEATURES:

- High knot strength
- Clear nylon copolymer

### IDEAL FOR:

- Dry flies
- Soft hackles
- Nymph

SKU	Size	Length	Test	Diameter
<b>NEW! Powerflex Plus Tippet 3-Pack</b>				
RP22198	4X-6X	3 x 50yds / 46m	7.5, 6, 4lb	.007in, .006in, .005in
RP22197	3X-5X	3 x 50yds / 46m	9.5, 7.5, 6lb	.008in, .007in, .006in
RP22196	0X-2X	3 x 50yds / 46m	18, 15, 12lb	.011in, .010in, .009in

SKU	Size	Length	Test	Diameter
<b>Powerflex Tippet</b>				
RP22000	8X	30yds / 27.4m	1.5lb / 0.7kg	0.003in / 0.076mm
RP22001	7X	30yds / 27.4m	2.4lb / 1.1kg	0.004in / 0.102mm
RP22002	6X	30yds / 27.4m	3.4lb / 1.5kg	0.005in / 0.127mm
RP22003	5X	30yds / 27.4m	5.0lb / 2.3kg	0.006in / 0.152mm
RP22004	4X	30yds / 27.4m	6.4lb / 2.9kg	0.007in / 0.178mm
RP22005	3X	30yds / 27.4m	8.2lb / 3.7kg	0.008in / 0.203mm
RP22006	2X	30yds / 27.4m	10lb / 4.5kg	0.009in / 0.229mm
RP22007	1X	30yds / 27.4m	13lb / 5.9kg	0.010in / 0.254mm
RP22008	0X	30yds / 27.4m	15lb / 6.8kg	0.011in / 0.279mm
RP22009	20lb	30yds / 27.4m	20lb / 9.0kg	0.013in / 0.330mm
RP22010	25lb	30yds / 27.4m	25lb / 11.4kg	0.015in / 0.381mm
RP22011	30lb	25yds / 22.9m	30lb / 13.6kg	0.017in / 0.432mm
RP22012	35lb	25yds / 22.9m	35lb / 15.9kg	0.019in / 0.483mm
RP22013	40lb	20yds / 18.3m	40lb / 18.2kg	0.021in / 0.533mm
RP22015	50lb	15yds / 13.7m	50lb / 22.7kg	0.023in / 0.584mm
<b>Powerflex Guide Spool</b>				
RP22020	7X	110yds / 100m	2.4lb / 1.1kg	0.004in / 0.102mm
RP22021	6X	110yds / 100m	3.4lb / 1.5kg	0.005in / 0.127mm
RP22022	5X	110yds / 100m	5.0lb / 2.3kg	0.006in / 0.152mm
RP22023	4X	110yds / 100m	6.4lb / 2.9kg	0.007in / 0.178mm
RP22024	3X	110yds / 100m	8.2lb / 3.7kg	0.008in / 0.203mm
RP22025	2X	110yds / 100m	10lb / 4.5kg	0.009in / 0.229mm
RP22026	1X	75yds / 68.6m	13lb / 5.9kg	0.010in / 0.254mm
RP22027	0X	75yds / 68.6m	15lb / 6.8kg	0.011in / 0.279mm
<b>Powerflex Tippet - 3 Pack</b>				
RP22076	0X-2X	3 x 30yds / 27.4m	15, 13, 10lb	0.011in, 0.010in, 0.009in
RP22075	3X-5X	3 x 30yds / 27.4m	8.2, 6.4, 5lb	0.008in, 0.007in, 0.006in
RP22074	4X-6X	3 x 30yds / 27.4m	6.4, 5.0, 3.4lb	0.007in, 0.006in, 0.005in



## Suppleflex® Tippet



Extremely supple, soft nylon – ideal for small flies and subtle presentations.

### FEATURES:

- Extra supple tippet
- Light olive color

### IDEAL FOR:

- Dry flies
- Soft hackles
- Delicate presentation

SKU	Size	Length	Test	Diameter
<b>Suppleflex Tippet</b>				
RP22040	7X	30yds / 27.4m	2.0lb / 0.9kg	0.004in / 0.102mm
RP22041	6X	30yds / 27.4m	3.0lb / 1.3kg	0.005in / 0.127mm
RP22042	5X	30yds / 27.4m	4.7lb / 2.1kg	0.006in / 0.152mm
RP22043	4X	30yds / 27.4m	6.1lb / 2.7kg	0.007in / 0.178mm

## Fluoroflex® Plus Tippet



Ultra strong, supple, 100% fluorocarbon with the highest knot and tensile strength of any fluorocarbon on the market. The thin diameter and supple nature of this material make this a fantastic fluoro for the trout fly fisher.

Fluoroflex Plus 3-Pack includes three, 30-yard spools of tippet packaged in a reusable, clear plastic cup. The 3-Packs are available in 3X-5X & 4X-6X

### FEATURES:

- 100% fluorocarbon
- High knot strength

### IDEAL FOR:

- Dry flies
- Soft hackles
- Wary fish

SKU	Size	Length	Test	Diameter
<b>Fluoroflex Plus Tippet</b>				
RP22307	7X	30yds / 27.4m	2.5lb / 1.2kg	0.004in / 0.102mm
RP22306	6X	30yds / 27.4m	3.6lb / 1.7kg	0.005in / 0.127mm
RP22305	5X	30yds / 27.4m	5lb / 2.3kg	0.006in / 0.152mm
RP22304	4X	30yds / 27.4m	7lb / 3.3kg	0.007in / 0.178mm
RP22303	3X	30yds / 27.4m	8.5lb / 3.9kg	0.008in / 0.203mm
RP22302	2X	30yds / 27.4m	12lb / 5.4kg	0.009in / 0.229mm
RP22301	1X	30yds / 27.4m	13lb / 5.9kg	0.010in / 0.254mm
RP22300	0X	30yds / 27.4m	15lb / 6.8kg	0.011in / 0.279mm
<b>Fluoroflex Plus Guide Spool</b>				
RP22315	7X	110yds / 100m	2.5lb / 1.2kg	0.004in / 0.102mm
RP22314	6X	110yds / 100m	3.6lb / 1.7kg	0.005in / 0.127mm
RP22313	5X	110yds / 100m	5lb / 2.3kg	0.006in / 0.152mm
RP22312	4X	110yds / 100m	7lb / 3.3kg	0.007in / 0.178mm
RP22311	3X	110yds / 100m	8.5lb / 3.9kg	0.008in / 0.203mm
RP22310	2X	110yds / 100m	12lb / 5.4kg	0.009in / 0.229mm
RP22309	1X	75yds / 68.6m	13lb / 5.9kg	0.010in / 0.254mm
RP22308	0X	75yds / 68.6m	15lb / 6.8kg	0.011in / 0.279mm
<b>Fluoroflex Plus Tippet - 3 Pack</b>				
RP22028	3X-5X	30yds / 27.4m	8.5, 7 & 5lb	.008in, .007in & .006in
RP22029	4X-6X	30yds / 27.4m	7, 5 & 3.6lb	.007in, .006in & .005in

## Fluoroflex® Freshwater Tippet



Medium stiff, abrasion resistant 100% fluorocarbon – ideal for steelhead, salmon and bass.

### FEATURES:

- 100% fluorocarbon
- Medium stiff

### IDEAL FOR:

- Streamers
- Terrestrials
- Larger flies

SKU	Size	Length	Test	Diameter
<b>Fluoroflex Freshwater Tippet</b>				
RP22113	7X	30yds / 27.4m	2lb / .9kg	0.004in / 0.102mm
RP22114	6X	30yds / 27.4m	3lb / 1.4kg	0.005in / 0.127mm
RP22115	5X	30yds / 27.4m	4lb / 1.8kg	0.006in / 0.152mm
RP22116	4X	30yds / 27.4m	5lb / 2.3kg	0.007in / 0.178mm
RP22117	3X	30yds / 27.4m	6lb / 2.7kg	0.008in / 0.203mm
RP22118	2X	30yds / 27.4m	8lb / 3.6kg	0.009in / 0.229mm
RP22119	1X	30yds / 27.4m	10lb / 4.5kg	0.010in / 0.254mm
RP22120	0X	30yds / 27.4m	12lb / 5.4kg	0.011in / 0.279mm
<b>Fluoroflex Freshwater Tippet (16lb &amp; 20lb)</b>				
RP22121	16lb	25yds / 22.9m	16lb / 7.3kg	0.013in / 0.330mm
RP22122	20lb	25yds / 22.9m	20lb / 9kg	0.015in / 0.381mm



## Two Tone Indicator Tippet



Opaque two tone 8" sections of fluorescent pink and fluorescent chartreuse color changing tippet with highly defined hard color changes. These color breaks create maximum contrast to allow anglers to get visual cues when tight line nymphing. The best indicator material for building sighters for European Style Nymphing.

### FEATURES:

- 8" sections of contrasting color
- Pink/chartreuse color

### IDEAL FOR:

- European nymphing techniques
- Competition anglers nymphs

## Steelhead / Salmon Tippet



Medium stiff tippet – glacial green in color and ideal for salmon, steelhead and spey.

Steelhead/Salmon 3-Pack includes three, 30-yard spools of tippet packaged in a reusable, clear plastic cup. The 3-Pack contains a spool each of 10lb, 12lb & 16lb tippet material

### FEATURES:

- High abrasion resistance
- Glacial green color

### IDEAL FOR:

- Steelhead
- Streamers
- Spey

SKU	Size	Length	Test	Diameter
<b>Two Tone Indicator Tippet</b>				
RP22078	4X	30yds / 27.4m	6lb / 2.7kg	0.007in / 0.178mm
RP22079	3X	30yds / 27.4m	7lb / 3.2kg	0.008in / 0.203mm
RP22080	2X	30yds / 27.4m	8.5lb / 3.9kg	0.009in / 0.229mm
RP22081	1X	30yds / 27.4m	11lb / 5kg	0.010in / 0.254mm

SKU	Size	Length	Test	Diameter
<b>Steelhead / Salmon Tippet</b>				
RP22069	8lb	30yds / 27.4m	8lb / 4kg	0.011in / 0.279mm
RP22070	10lb	30yds / 27.4m	10lb / 5kg	0.012in / 0.305mm
RP22071	12lb	30yds / 27.4m	12lb / 6kg	0.014in / 0.356mm
RP22072	16lb	30yds / 27.4m	16lb / 8kg	0.015in / 0.381mm
RP22073	20lb	30yds / 27.4m	20lb / 10kg	0.017in / 0.432mm
<b>Steelhead / Salmon Tippet 3-Pack</b>				
RP22057	10-16lb	3 x 30yds / 27.4m	10, 12, 16lb	0.012in, 0.014in, 0.015in

A NEW FLY  
LINE IS BORN



## Bass Tippet



RIO'S BASS TIPPET is a medium stiff tippet material with great abrasion resistance. It is ideal for casting bigger flies like Clouser minnows and poppers, and tough enough to withstand being scraped over rocks and submerged trees.

### FEATURES:

- Medium stiff nylon
- Great abrasion resistance

### IDEAL FOR:

- Bass bugs
- Poppers
- Larger streamers

## Powerflex® Wire Bite Tippet



Tough, flexible, nylon-coated wire – ideal for sharp-toothed critters.

### FEATURES:

- Super supple braided wire
- Easy to knot

### IDEAL FOR:

- Pike, musky, all toothy critters

SKU	Size	Length	Test	Diameter
<b>Bass Tippet</b>				
RP22016	8lb	30yds / 27.4m	8lb / 4kg	0.011in / 0.279mm
RP22017	10lb	30yds / 27.4m	10lb / 5kg	0.012in / 0.305mm
RP22018	12lb	30yds / 27.4m	12lb / 6kg	0.014in / 0.356mm
RP22019	16lb	30yds / 27.4m	16lb / 8kg	0.015in / 0.381mm

SKU	Size	Length	Test	Diameter
<b>Powerflex Wire Bite Tippet</b>				
RP22145	20lb	15ft / 4.5m	20lb / 10kg	0.016in / 0.406mm
RP22146	30lb	15ft / 4.5m	30lb / 15kg	0.018in / 0.457mm
RP22147	40lb	15ft / 4.5m	40lb / 20kg	0.024in / 0.610mm

LIQUID PLASTISOL  
BEING APPLIED TO  
A FLY LINE CORE



# TROPICAL SALTWATER

FLY LINES

## Tropical Series Bonefish

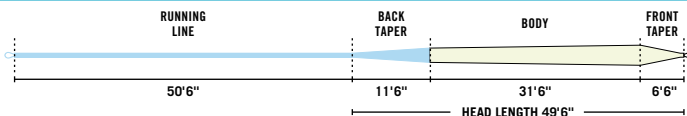


### TECHNOLOGY: FEATURES:

- AgentX
- Extreme Slickness
- 75 – 100° F  
24 – 38° C
- DualTone
- Front Loop
- Back Loop

### Bonefish

Example: WF8F  
Overall Length: 100'



### THE PERFECT LINE FOR ANGLERS targeting bonefish and other flats species.

- Revolutionary design allows for incredible loop stability and distance
- Unique, easy casting taper that loads a fly rod at close range
- High floating running line that will not sink and impede the cast
- Medium stiff core and hard coating that will not wilt in warm conditions

RIO'S BONEFISH line has a long head and rear taper to smooth out the loop, and to make long efficient casts, while the mid length front taper produces great turnover and easy presentation of typical bonefish flies. This is a great line for the more experienced flats angler, and ideal for fast 2nd shot casts to cruising fish.

SKU	Size	Head Length	Head Weight	Overall Length	Sink Rate	Color
<b>Bonefish</b>						
RP20280	WF6F	48ft / 14.6m	15,7g	90ft / 27.4m	Float	Sand / Blue
RP20281	WF7F	49ft / 14.9m	18,6g	90ft / 27.4m		
RP20282	WF8F	49.5ft / 15.1m	20,7g	100ft / 30.5m		
RP20283	WF9F	49.5ft / 15.1m	23,9g	100ft / 30.5m		

AgentX Technology ensures the running line stays afloat, while a medium stiff core and tropical coating stops the line from wilting in the heat.

## Tropical Series Bonefish QuickShooter



### TECHNOLOGY: FEATURES:

- AgentX
- Extreme Slickness
- 75 – 100° F  
24 – 38° C
- DualTone
- Front Loop
- Back Loop

### Bonefish QuickShooter

Example: WF8F  
Overall Length: 100'



### THE PERFECT LINE FOR ANGLERS targeting bonefish and other flats species.

- Short, easy casting head that loads a fly rod at close range
- Mid length front taper that turns over typical bonefish flies with great presentation
- Medium stiff core and hard coating that will not wilt in warm conditions
- High floating running line that will not sink and impede the cast

RIO'S BONEFISH QUICKSHOOTER has a short head, and loads a rod quickly. It is an ideal line for low light conditions and for anglers wading flats when fish are hard to spot and close range casts are required. It is also a fantastic line choice for the novice bonefish angler. AgentX Technology ensures the running line stays afloat, while a medium stiff core and tropical coating stops the line from wilting in the heat. Welded loops on both ends of the lines makes for easy rigging.

SKU	Size	Head Length	Head Weight	Overall Length	Sink Rate	Color
Bonefish QuickShooter						
RP20277	WF5F	35.5ft / 10.9m	12,0g	90ft / 27.4m	Float	Aqua Blue / Sand
RP20278	WF6F	35.5ft / 10.9m	13,6g	90ft / 27.4m		
RP20284	WF7F	35.5ft / 10.9m	15,9g	90ft / 27.4m		
RP20285	WF8F	35.5ft / 10.9m	18,8g	100ft / 30.5m		
RP20286	WF9F	35.5ft / 10.9m	21,4g	100ft / 30.5m		
Bonefish QuickShooter High-Vis						
RP20287	WF7F	35.5ft / 10.9m	15,9g	90ft / 27.4m	Float	Orange / Sand
RP20288	WF8F	35.5ft / 10.9m	18,8g	100ft / 30.5m		
RP20289	WF9F	35.5ft / 10.9m	21,4g	100ft / 30.5m		

## Tropical Series Summer Redfish



### TECHNOLOGY: FEATURES:

- AgentX
- Extreme Slickness
- 75 – 100° F  
24 – 38° C
- DualTone
- Front Loop
- Back Loop

### Summer Redfish

Example: WF8F  
Overall Length: 100'



### DESIGNED FOR THE REDFISH angler targeting fish in warmer climates

- Mid-length front taper for perfect presentations, yet powerful enough to cast typical summer redfish patterns
- Easy loading head makes it simple to cast at close range
- Medium stiff core and tropical coating ensures the line does not wilt in the heat

RIO'S SUMMER REDFISH line is designed for anglers targeting redfish and speckled trout in warmer conditions. The line features a mid length front taper that casts typical redfish patterns, and allows for careful presentations so as not to spook wary Reds. The line is front weighted to easily load a rod and to cope with typical saltwater winds, and has a medium-stiff core and a hard, tropical coating that will not wilt in warmer conditions.

SKU	Size	Head Length	Head Weight	Overall Length	Sink Rate	Color
<b>NEW! Summer Redfish</b>						
RP21019	WF6F	35.5ft / 10.9m	13,6g	90ft / 27.4m	Float	Aqua Blue / Sand
RP21020	WF7F	35.5ft / 10.9m	15,6g	90ft / 27.4m		
RP21021	WF8F	35.5ft / 10.9m	17,9g	100ft / 30.5m		
RP21022	WF9F	35.5ft / 10.9m	20,5g	100ft / 30.5m		
RP21023	WF10F	35.5ft / 10.9m	24,4g	100ft / 30.5m		

RIO also makes a Winter Redfish line, designed specifically for big Gulf Reds - see page 38





## Tropical Series Permit



### FEATURES:

- 75 – 100° F  
24 – 38° C
- DualTone
- Front Loop
- Back Loop

### TECHNOLOGY:

- AgentX
- Extreme Slickness

## Tropical Series Tarpon



### TECHNOLOGY:

- AgentX
- Extreme Slickness

### FEATURES:

- 75 – 100° F  
24 – 38° C
- DualTone
- Front Loop
- Back Loop

## Tropical Series Tarpon QuickShooter



### TECHNOLOGY:

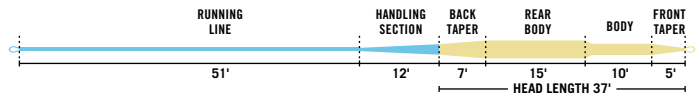
- AgentX
- Extreme Slickness

### FEATURES:

- 75 – 100° F  
24 – 38° C
- DualTone
- Front Loop
- Back Loop

### Permit

Example: WF10F  
Overall Length: 100'



### DESIGNED SPECIFICALLY FOR THE demands of the Permit fly fisher

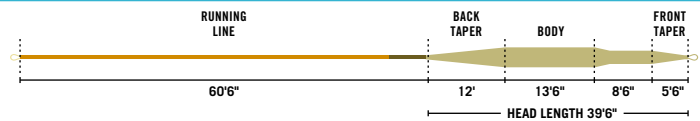
- Easy casting taper that presents typical crab patterns effortlessly
- Ideal for the wading or boat angler
- Hard, tropical coating will not wilt in the heat

RIO'S PERMIT line has been specifically designed for the Permit fly fisher. Each line features an easy casting taper that loads at close range, and yet empowers the cast for quick distance. The front taper and weight distribution reduces impact and allows for carefully presented casts so as not to spook wary Perms, while maintaining enough weight to easily cast typical crab patterns.

SKU	Size	Head Length	Head Weight	Overall Length	Sink Rate	Color
Permit						
RP20167	WF8F	35ft / 14.3m	22,0g	100ft / 30.5m	Float	Sand / Aqua Blue
RP20168	WF9F	36ft / 14.3m	24,4g	100ft / 30.5m		
RP20169	WF10F	37ft / 14.9m	30,8g	100ft / 30.5m		

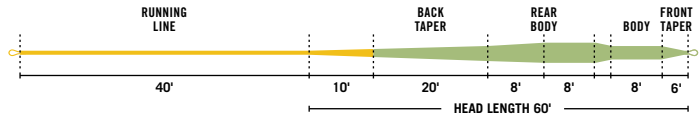
### Tarpon

Example: WF12F  
Overall Length: 100'



### Tarpon Technical

Example: WF12F  
Overall Length: 100'



### THE PERFECT LINE FOR ANGLERS targeting tarpon and other large tropical species

- Effortless casting, accurate line design that turns over typical tarpon flies with ease
- Built on a strong, medium stiff core which will not wilt in the heat

RIO'S TARPON lines features short, powerful front tapers to easily cast large flies, and are heavy enough to load modern saltwater fly rods. The series incorporates two different designs to cover all angling situations:


The Tarpon line has a mid-length head of around 40ft and is an ideal all-round Tarpon line

The Tarpon Technical line has a long head of around 60ft that is ideal for the more experienced tarpon angler and allows for long, controlled casts. The extra head length is ideal for fast pick-ups and 2nd shot casts.

SKU	Size	Head Length	Head Weight	Overall Length	Sink Rate	Color
Tarpon						
RP20347	WF9F	39.5ft / 12m	21,4g	100ft / 30.5m	Float	Sea Grass / Camo / Sand
RP20348	WF10F	39.5ft / 12m	24,9g	100ft / 30.5m		
RP20349	WF11F	39.5ft / 12m	27,9g	100ft / 30.5m		
RP20350	WF12F	39.5ft / 12m	33,0g	100ft / 30.5m		
Tarpon Technical						
RP20586	WF10F	60ft / 18.2m	N/A	100ft / 30.5m	Float	Kelp / Orange
RP20587	WF11F	60ft / 18.2m	N/A	100ft / 30.5m		
RP20588	WF12F	60ft / 18.2m	N/A	100ft / 30.5m		

### Tarpon QuickShooter

Example: WF11F  
Overall Length: 100'



### A VERY EASY CASTING, TROPICAL fly line designed for the tarpon angler

- Short, powerful head that is very easy to cast – ideal for novice tarpon anglers
- Heavier than standard tarpon lines to easily load modern saltwater rods

RIO'S TARPON QUICKSHOOTER lines have been specifically designed for tarpon and other tropical species. Every line features a powerful front taper that casts large flies, or punches into tough winds with ease. The short head is heavier than standard tarpon lines, making it easy to load and cast. Welded loops on both ends of the line allow anglers to rig easily.

Available in two formats:

- Full floating – F
- Floating with 10ft clear intermediate tip – F/I

SKU	Size	Head Length	Head Weight	Overall Length	Sink Rate	Color
Tarpon QuickShooter						
RP20468	WF10F	30ft / 9.1m	24,3g	100ft / 30.5m	Float	Sea Grass / Sand
RP20469	WF11F	30ft / 9.1m	27,5g	100ft / 30.5m		
RP20470	WF12F	30ft / 9.1m	30,1g	100ft / 30.5m		
Tarpon QuickShooter F/I						
RP20497	WF10F/I	30ft / 9.1m	24,3g	100ft / 30.5m	Float / 1.5ips	Clear Tip / Sea Grass / Sand
RP20498	WF11F/I	30ft / 9.1m	27,5g	100ft / 30.5m		
RP20499	WF12F/I	30ft / 9.1m	30,1g	100ft / 30.5m		

## Tropical Series General Purpose Saltwater



### TECHNOLOGY:

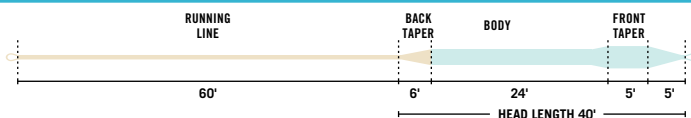
- AgentX
- Extreme Slickness

### FEATURES:

- 75 – 100° F  
24 – 38° C
- Front Loop
- Back Loop


### General Purpose Saltwater F

Example: WF8F  
Overall Length: 100'



### General Purpose Saltwater F/I

Example: WF8F/I  
Overall Length: 100'



### General Purpose Saltwater I/I

Example: WF10I/I  
Overall Length: 100'



### AN ALL-PURPOSE FLY LINE designed for tropical conditions

- Slightly heavier, easy casting line for a multitude of species
- Short, powerful front taper to cast large flies
- Welded loops on both ends to allow fast and easy rigging

RIO'S GENERAL PURPOSE TROPICAL SALTWATER lines are designed for anglers that fish in warm climates for a multitude of species. The lines features short, powerful front tapers and are slightly heavier than the industry standard to cast large flies and load powerful saltwater rods with ease. Each line is built on a medium stiff core, has a hard, tropical coating that will not wilt in the heat, and features welded loops on both ends for easy rigging.

Available in three formats:

- Full floating – F
- Floating with 10ft clear intermediate tip – F/I
- Full intermediate, with 10ft clear tip – I/I

SKU	Size	Head Length	Head Weight	Overall Length	Sink Rate	Color
General Purpose Saltwater F						
RP20041	WF7F	39ft / 11.8m	17,2g	90ft / 27.4m	Float	Aqua / Sand
RP20042	WF8F	40ft / 12.1m	19,8g	100ft / 30.5m		
RP20043	WF9F	40ft / 12.1m	22,7g	100ft / 30.5m		
RP20044	WF10F	41ft / 12.5m	28,8g	100ft / 30.5m		
General Purpose Saltwater F/I						
RP21151	WF8F/I	40.5ft / 12.8m	20,0g	100ft / 30.5m	Float / 1.5ips	Clear Tip / Sea Grass
RP21152	WF9F/I	40.5ft / 12.8m	21,9g	100ft / 30.5m		
RP21153	WF10F/I	40.5ft / 12.8m	26,6g	100ft / 30.5m		
General Purpose Saltwater I/I						
RP20340	WF7I/I	30ft / 9.1m	13,6g	90ft / 27.4m	1.5 - 2.0ips	Clear Tip / Trans Green
RP20341	WF8I/I	30ft / 9.1m	15,6g	100ft / 30.5m		
RP20342	WF9I/I	30ft / 9.1m	18,1g	100ft / 30.5m		
RP20343	WF10I/I	30ft / 9.1m	21,4g	100ft / 30.5m		
RP20344	WF11I/I	30ft / 9.1m	24,6g	100ft / 30.5m		
RP20345	WF12I/I	30ft / 9.1m	29,2g	100ft / 30.5m		

## Tropical Series OutBound Short



### TECHNOLOGY:

- Extreme Slickness

### FEATURES:

- 75 – 100° F  
24 – 38° C
- DualTone
- Front Loop
- Back Loop

### Outbound Short

Example: WF8F  
Overall Length: 100'



### ULTRA POWERFUL, EASY CASTING line built for exceptionally long casts

- Heavier than standard fly lines for easy casting
- Short, powerful front taper to cast the largest of flies
- Unique, front-loaded weight distribution makes ultra-long casts

RIO'S TROPICAL OUTBOUND SHORT lines are designed for fishing in hot climates. A short, aggressive front taper easily casts large and weighted flies very long distances, while the powerful head design loads rods deeply and efficiently for effortless casts. A range of densities make this a very versatile line series. Each line features RIO's XS technology for super slick performance, and is built with a hard, tropical coating that ensures the line does not wilt in the heat.

There are four densities available:

- Full floating – F
- Floating with 30ft intermediate head (first 15ft is clear) – F/I
- Floating with 10ft clear intermediate tip – F/I
- Fast sinking head with intermediate running line – I/S6

SKU	Size	Head Length	Head Weight	Overall Length	Sink Rate	Color
OutBound Short F						
RP21830	WF8F	30ft / 9.1m	21,4g	100ft / 30.5m	Float	Dark Olive / Ivory
RP21831	WF9F	30ft / 9.1m	24,3g	100ft / 30.5m		
RP21832	WF10F	30ft / 9.1m	27,5g	100ft / 30.5m		
RP21833	WF11F	30ft / 9.1m	30,1g	100ft / 30.5m		
RP21834	WF12F	30ft / 9.1m	33,0g	100ft / 30.5m		
OutBound Short F/I (30ft intermediate head)						
RP21835	WF8F/I	30ft / 9.1m	21,4g	100ft / 30.5m	Float / 30ft Head / 1.5ips	Clear Tip / Blue / Ivory
RP21836	WF9F/I	30ft / 9.1m	24,3g	100ft / 30.5m		
RP21837	WF10F/I	30ft / 9.1m	27,5g	100ft / 30.5m		
RP21838	WF11F/I	30ft / 9.1m	30,1g	100ft / 30.5m		
RP21839	WF12F/I	30ft / 9.1m	33,0g	100ft / 30.5m		
OutBound Short F/I (10ft clear intermediate tip)						
RP20901	WF8F/I	30ft / 9.1m	21,4g	100ft / 30.5m	Float / 10ft Tip / 1.5ips	Clear Tip / Sand / Sea Grass
RP20902	WF9F/I	30ft / 9.1m	24,3g	100ft / 30.5m		
RP20903	WF10F/I	30ft / 9.1m	27,5g	100ft / 30.5m		
RP20904	WF11F/I	30ft / 9.1m	30,1g	100ft / 30.5m		
RP20905	WF12F/I	30ft / 9.1m	33,0g	100ft / 30.5m		
OutBound Short I/S6						
RP20375	WF8I/S6	30ft / 9.1m	21,4g	100ft / 30.5m	1.5ips / 6.0ips	Black / Gray
RP20376	WF9I/S6	30ft / 9.1m	24,3g	100ft / 30.5m		
RP20377	WF10I/S6	30ft / 9.1m	27,5g	100ft / 30.5m		



## Tropical Series GT



### TECHNOLOGY:

AgentX

### FEATURES:

- 75 – 100° F  
24 – 38° C
- DualTone
- Front Loop
- Back Loop

### GT

Example: 550gr  
Overall Length: 100'



### DESIGNED SPECIFICALLY FOR THE demands of the GT fly fisher

- Short, heavy head that easily load powerful saltwater fly rods
- Ultra strong cores in excess of 50 lbs
- Aggressive front tapers that easily cast the largest of flies

RIO'S GT line has been specifically designed for the demanding conditions faced by the hardcore GT angler. Each line features a powerful front taper to cast the biggest of flies, and a short, heavy head to easily load powerful saltwater rods. The line is built on an extremely tough, ultra strong core in excess of 50 lbs that will easily battle large fish, and resist being cut on coral and rock structures. A hard, tropical coating prevents the line from wilting in the heat.

The 550 gr version of this line is built on a core in excess of 70lbs.

SKU	Size	Head Length	Head Weight	Overall Length	Sink Rate	Color
<b>GT</b>						
RP21985	400gr	36ft / 10.9m	25.9g	100ft / 30.5m	Float	Kelp / Orange
RP21986	475gr	36ft / 10.9m	30.8g	100ft / 30.5m		
RP21987	550gr	36ft / 10.9m	35.6g	100ft / 30.5m		

## Tropical Series Leviathan




### FEATURES:

- 75 – 100° F  
24 – 38° C
- Front Loop
- Back Loop

### Leviathan 26ft Sink Tip

Example: 500gr, 26 ft Sink Tip  
Overall Length: 100'



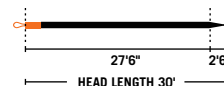
### Intermediate Leviathan

Example: 500gr Intermediate  
Overall Length: 100'



### Billfish Shooting Head

Example: 550gr  
Overall Length: 30'



### DESIGNED FOR THE SPECIFIC DEMANDS of anglers targeting the largest tropical species

- Short, heavy head that easily load powerful saltwater fly rods
- Ultra strong cores in excess of 50 lbs
- Aggressive front tapers that easily cast the largest of flies

RIO'S LEVIATHAN lines have been specifically designed for the largest of tropical species. Each line features a powerful front taper to cast the biggest of flies, and a short, heavy head to load blue water rods. The 250gr Leviathan line is built on a 35lb core, while the 300gr to 400gr lines are built on ocean-tough, strong cores in excess of 50lbs. All Leviathan lines of 500gr and more have ultra-strong cores of 70lbs and more, that will easily battle large fish and resist being cut on coral and rock structures. A hard, tropical coating prevents the line from wilting in the heat.

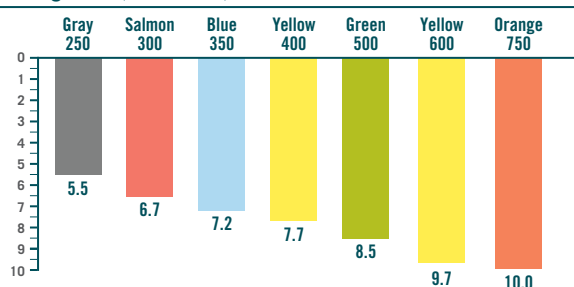
The 250gr, 300gr, 350gr and 400gr, 26ft Sink tip lines, and the 30 ft, 550gr Billfish Shooting Head have welded loops on both ends for easy rigging. In addition, the Billfish Shooting Head has a bright orange, 4ft long rear section so anglers can easily see the rear end of the head.

SKU	Size	Head Length	Head Weight	Overall Length	Sink Rate	Color
<b>Leviathan 26ft Sink Tip</b>						
RP20539	250gr	33ft / 10.0m	16.2g	100ft / 30.5m	1.5 / 5.5ips	Black / Gray
RP20541	300gr	33ft / 10.0m	19.4g	100ft / 30.5m	1.5 / 6.7ips	Black / Salmon
RP20543	350gr	33ft / 10.0m	22.7g	100ft / 30.5m	1.5 / 7.2ips	Black / Blue
RP20542	400gr	33ft / 10.0m	25.9g	100ft / 30.5m	1.5 / 7.7ips	Black / Yellow
RP21026	500gr	33ft / 10.0m	32.4g	100ft / 30.5m	1.5 / 8.5ips	Black / Green
RP21027	600gr	33ft / 10.0m	38.9g	100ft / 30.5m	1.5 / 9.7ips	Black / Yellow
RP20538	750gr	33ft / 10.0m	48.6g	100ft / 30.5m	1.5 / 10.0ips	Black / Orange
<b>Intermediate Leviathan</b>						
RP21028	500gr	33ft / 10.0m	32.4g	100ft / 30.5m	1.5 - 2ips	Clear Tip / Trans Green
<b>Billfish Shooting Head</b>						
RP20426	550gr	31ft / 9.5m	35.6g	31ft / 9.5m	8-9ips	Gray / Orange

### Fly Line / Rod Size Recommendations

GRAIN WT:	Fly Rod Size
250gr	7, 8 weight
300gr	8, 9 weight
350gr	9, 10 weight
400gr	10, 11 weight
500gr	12, 13 weight
550gr	12 - 14 weight
600gr	14 - 16 weight
750gr	15+ weight

### Sinking Rates (Inches Per Second)





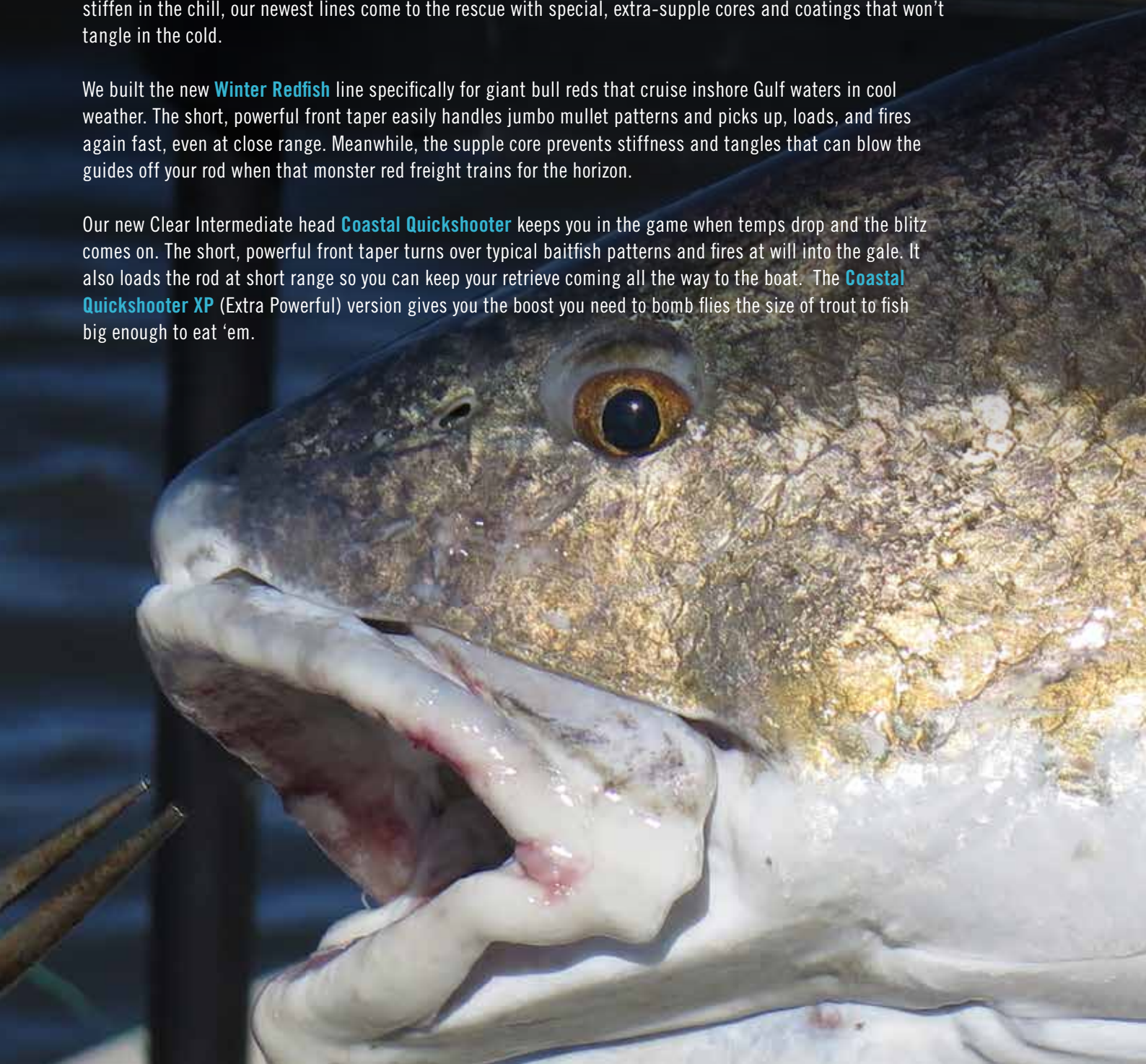
# FISH BEHAVE DIFFERENTLY IN COLD WATER. SO DO FLY LINES

## **Introducing Our Newest Coldwater Lines: Winter Redfish and Coastal QuickShooter**

If saltwater fly fishing was all tropical water and palm trees, fact is, most of us would have to hang up our rods for the better part of the year. And that is simply not acceptable. When the Nor'easters crank up and fingers stiffen in the chill, our newest lines come to the rescue with special, extra-supple cores and coatings that won't tangle in the cold.

We built the new **Winter Redfish** line specifically for giant bull reds that cruise inshore Gulf waters in cool weather. The short, powerful front taper easily handles jumbo mullet patterns and picks up, loads, and fires again fast, even at close range. Meanwhile, the supple core prevents stiffness and tangles that can blow the guides off your rod when that monster red freight trains for the horizon.

Our new Clear Intermediate head **Coastal Quickshooter** keeps you in the game when temps drop and the blitz comes on. The short, powerful front taper turns over typical baitfish patterns and fires at will into the gale. It also loads the rod at short range so you can keep your retrieve coming all the way to the boat. The **Coastal Quickshooter XP** (Extra Powerful) version gives you the boost you need to bomb flies the size of trout to fish big enough to eat 'em.



NEW!

## Coldwater Series Winter Redfish



### TECHNOLOGY:

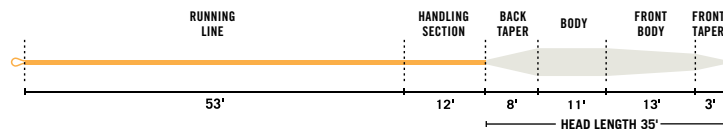
Extreme Slickness

### FEATURES:

- 50 – 80° F  
10 – 27° C
- DualTone
- Front Loop
- Back Loop

### Winter Redfish

Example: WF8F  
Overall Length: 100'



**DESIGNED FOR THE WINTER REDFISH ANGLER**, and for casting large flies.

- Short, powerful front taper to turnover large flies
- Supple core and coating that will not tangle in cooler conditions
- Short, easy loading head that empowers the cast at close range

RIO'S WINTER REDFISH line is designed specifically for anglers targeting big gulf Reds in cooler conditions. The line features a short, powerful front taper that has no problem turning over large mullet and baitfish patterns, while the short, easy casting head ensures the line loads up at close range. The line has a slick coating and medium-stiff core that will not tangle in cooler conditions, and features RIO's XS and AgentX technologies, as well as welded loops on both ends.

SKU	Size	Head Length	Head Weight	Overall Length	Sink Rate	Color
<b>NEW! Winter Redfish</b>						
RP21016	WF8F	35ft / 10.4m	20,5g	100ft / 30.5m	Float	Gray / Orange
RP21017	WF9F	35ft / 10.4m	24,0g	100ft / 30.5m		
RP21018	WF10F	35ft / 10.4m	24,4g	100ft / 30.5m		

## Coldwater Series Coastal Seatrout Shooting Head



### TECHNOLOGY:

AgentX

Extreme Slickness

### FEATURES:

- DualTone
- Front Loop
- Back Loop

- Unique design for ultimate distance
- Factory pre looped in both ends for easy rigging
- Visible loading zone

The RIO Coastal Seatrout SHD is an exceptionally easy casting shooting head series, designed for maximum distance and perfect presentation in typical coastal conditions. These heads are ideal for anglers targeting Seatrout and other species on the coastline.

Coastal Seatrout SHD is available in Floating version and a Hover/Intermediate version.



Example: SHD #5/6 - 16 gram / Overall Length: 9.30 meter  
16 gram/9.30 meter

SKU	Size	Head Length	Head Weight	Sink Rate	Color
<b>Coastal Seatrout Shootinghead</b>					
RP52250	#5/6	8,80 m	14 g	Float	Teal/White
RP52251	#6/7	9,30 m	16 g		
RP52252	#7/8	10,0 m	18 g		
RP52253	#8/9	10,50 m	20 g		
RP52254	#5/6	8,80 m	14 g	Hover	Teal/Glacier
RP52255	#6/7	9,30 m	16 g		
RP52256	#7/8	10,0 m	18 g		
RP52257	#8/9	10,50 m	20 g		

## Coldwater Series Coastal Seatrout

NEW!



### TECHNOLOGY:

Extreme Slickness

### FEATURES:

- 50 – 80° F  
10 – 27° C
- DualTone
- Front Loop
- Back Loop

- Unique design for ultimate distance and presentation
- Factory welded looped in both ends for easy rigging
- Works with both mono and VersiLeaders

**RIO COASTAL SEATROUT** We decided to make a WF line to follow up on our very successful shooting head series Coastal Seatrout SHD that came out last season.

We have designed RIO's COASTAL SEATROUT WF for easy casting with maximum distance and perfect presentation in typical coastal conditions. These lines are ideal for the angler targeting the Seatrout and other species along a cold water coastline at any time a year.

Coastal Seatrout are available in a range of densities to cover all water conditions and locations.



Example: WF-6 / Overall Length: 30.5m / Head Length: 9.1m

SKU	Size	Head Length	Head Weight	Overall Length	Sink Rate	Color
<b>NEW! Coastal Seatrout</b>						
RP52300	WF5F	8,80 m	14 g	100ft / 30.5m	Float	Teal / White
RP52301	WF6F	9,30 m	16 g	100ft / 30.5m		
RP52302	WF7F	10,0 m	18 g	100ft / 30.5m		
RP52303	WF8F	10,50 m	20 g	100ft / 30.5m		
RP52304	WF5/S1	8,80 m	14 g	100ft / 30.5m	Float /Hover	White / Glacier
RP52305	WF6/S1	9,30 m	16 g	100ft / 30.5m		
RP52306	WF7/S1	10,0 m	18 g	100ft / 30.5m		
RP52307	WF8/S1	10,50 m	20 g	100ft / 30.5m		





## Coldwater Series Coastal QuickShooter

NEW!




### TECHNOLOGY: FEATURES:

- Extreme Slickness
- 50 – 80° F  
10 – 27° C
- DualTone
- Front Loop
- Back Loop

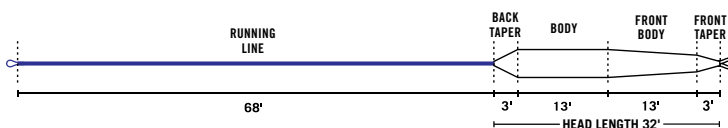
### Coastal QuickShooter

Example: WF8I  
Overall Length: 100'



### Coastal QuickShooter XP

Example: WF8I  
Overall Length: 100'



### DESIGNED FOR THE COASTAL SALTWATER ANGLER, fishing in cooler conditions.

- Short, powerful front taper to turnover large flies
- Supple core and coating that will not tangle in cooler conditions
- Clear, easy loading head that empowers the cast at close range

RIO'S COASTAL QUICKSHOOTER line features a clear intermediate head, and is designed specifically for anglers fly fishing off the coast in cooler conditions. The line features a short front taper that has no problem turning over baitfish and shrimp patterns in typical coastal winds, and has a short, easy casting head to help the rod load at close range.

SKU	Size	Head Length	Head Weight	Overall Length	Sink Rate	Color
NEW! Coastal QuickShooter						
RP21002	WF5I	34ft / 10.3m	11,4g	90ft / 27.6m	Intermediate (1.5ips)	Clear / Chartreuse
RP21003	WF6I	35ft / 10.6m	13,6g	90ft / 27.6m		
RP21004	WF7I	35ft / 10.6m	14,9g	90ft / 27.6m		
RP21005	WF8I	36ft / 10.9m	16,2g	100ft / 30.5m		
NEW! Coastal QuickShooter XP						
RP21006	WF8I	32ft / 9.7m	21,2g	100ft / 30.5m	Intermediate (1.5ips)	Clear / Purple
RP21007	WF9I	33ft / 10m	24,4g	100ft / 30.5m		
RP21008	WF10I	33ft / 10m	27,6g	100ft / 30.5m		

THE COASTAL QUICKSHOOTER XP (Extra Powerful) is a much heavier line, with more weight at the front and is specifically designed for casting the largest of flies.

## Coldwater Series General Purpose Saltwater




### TECHNOLOGY: FEATURES:

- AgentX
- Extreme Slickness
- 50 – 80° F  
10 – 27° C
- DualTone
- Front Loop
- Back Loop

### General Purpose Saltwater

Example: WF8F  
Overall Length: 100'



### AN ALL-PURPOSE SALTWATER fly line designed for early season and cool climates

- Slightly heavier, easy casting line for a multitude of species
- Coldwater core that stays limp even in the coldest of conditions
- Welded loops on both ends to allow fast and easy rigging

RIO'S GENERAL PURPOSE SALTWATER fly line is designed for anglers that fish non tropical destinations, and for early season bonefish. The line is built with a supple braided multifilament core that ensures the line stays limp in the coolest of conditions, and has a hard, AgentX and XS technology saltwater coating for the slickest of finishes. It is suitable for a multitude of saltwater species. Welded loops on both ends of the line allow anglers to rig easily.

SKU	Size	Head Length	Head Weight	Overall Length	Sink Rate	Color
General Purpose Saltwater						
RP20360	WF8F	39.5ft / 12.0m	18,5g	100ft / 30.5m	Float	Coral / Gray
RP20361	WF9F	39.5ft / 12.0m	20,7g	100ft / 30.5m		
RP20362	WF10F	39.5ft / 12.0m	25,1g	100ft / 30.5m		





## Coldwater Series InTouch Striper



### TECHNOLOGY:


- ConnectCore
- Extreme Slickness

### FEATURES:

- 50 – 80° F  
10 – 27° C
- Density Compensation  
(On 30ft Sink Tip Only)
- Front Loop
- Back Loop

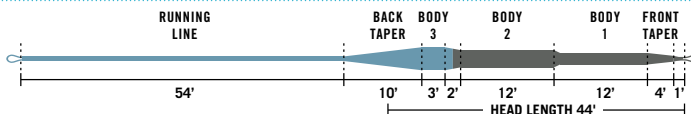
### InTouch Striper Intermediate

Example: WF9I  
Overall Length: 100'



### InTouch Striper 30ft Sink Tip

Example: 350gr  
Overall Length: 100'



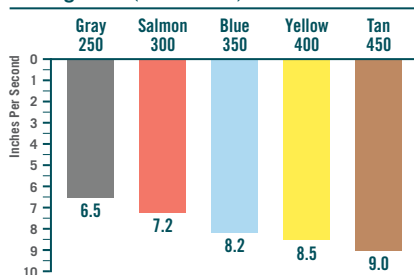
### A COMPLETE SERIES OF FLY LINES developed for the striped bass angler

- Ultra-low stretch ConnectCore for maximum performance
- Front biased weight to load rods at close range
- Density compensation on sinking lines
- Luminous running line on intermediate line for night fishing

RIO'S INTOUCH STRIPER lines are built with RIO's ultra-low stretch ConnectCore Technology for the modern striper angler, with easy casting, front-loaded heads. There are three line types within this series: 1) A full floating line, 2) an intermediate sinking line with luminous running line, and 3) A series of 30 ft long sinking head lines with intermediate running lines. Each sinking line is density compensated and allows anglers to stay in touch with the fly. Welded loops on both ends of all lines make for fast rigging.

SKU	Size	Head Length	Head Weight	Overall Length	Sink Rate	Color
InTouch Striper						
RP20418	WF8F	30ft / 9.1m	18.1g	100ft / 30.5m	Float	Blue / Yellow
RP20419	WF9F	30ft / 9.1m	21.4g	100ft / 30.5m		
RP20420	WF10F	30ft / 9.1m	24.6g	100ft / 30.5m		
InTouch Striper Intermediate						
RP20422	WF8I	30ft / 9.1m	18.1g	100ft / 30.5m	1.5 – 2.0ips	Gray / Yellow
RP20423	WF9I	30ft / 9.1m	21.4g	100ft / 30.5m		
RP20424	WF10I	30ft / 9.1m	24.6g	100ft / 30.5m		
InTouch Striper 30ft Sink Tip						
RP20544	250gr	37ft / 11.1m	16.2g	100ft / 30.5m	1.5 – 6.5ips	Black / Gray
RP20545	300gr	37ft / 11.1m	19.4g	100ft / 30.5m	1.5 – 7.2ips	Black / Salmon
RP20546	350gr	37ft / 11.1m	22.7g	100ft / 30.5m	1.5 – 8.2ips	Black / Blue
RP20547	400GR	37ft / 11.1m	25.9g	100ft / 30.5m	1.5 – 8.5ips	Black / Yellow
RP20548	450gr	37ft / 11.1m	29.2g	100ft / 30.5m	1.5 – 9.0ips	Black / Tan

### Sinking Rates (Inches Per Second)



### Fly Line / Rod Size Recommendations

GRAIN WT:	Fly Rod Size
Gray 250gr	7, 8 weight
Salmon 300gr	8, 9 weight
Blue 350gr	9, 10 weight
Yellow 400gr	10, 11 weight
Tan 450gr	11, 12 weight

**A FLY LINE TIP BEING  
PREPARED TO RECEIVE A  
WELDED LOOP**





## Coldwater Series InTouch OutBound Short



### TECHNOLOGY:

ConnectCore

Extreme Slickness

### FEATURES:

50 – 80° F

10 – 27° C

→ Density Compensation  
(Sinking Lines Only)

→ DualTone


→ Front Loop

→ Back Loop

### InTouch OutBound Short

Example: WF8F

Overall Length: 100'



**EXCEPTIONALLY POWERFUL, EASY CASTING**, line built for maximum distance, with ultra-low stretch performance

→ Ultra-low stretch ConnectCore Technology for the maximum in sensitivity, control and performance

→ Heavier than standard fly lines for easy casting

→ Short, powerful taper to cast the largest of flies

RIO'S INTOUCH OUTBOUND SHORT series of lines are designed to cast large and heavy flies very long distances. A short, aggressive front taper easily carries large, weighted streamers, while the powerful head design loads rods deeply and efficiently for effortless casts. A full range of densities make this a very versatile line series. Built with ultra-low stretch ConnectCore Technology for the maximum in sensitivity, control and performance.

Four different densities make up this line series:

→ A full floating line – F

→ A floating line with a 15ft intermediate tip – F/I

→ A full intermediate line with a 30ft gray colored head – I

→ An intermediate line with a 30ft fast sinking, type 6 (6in per second) head – I/S6

SKU	Size	Head Length	Head Weight	Overall Length	Sink Rate	Color
InTouch OutBound Short F						
RP21345	WF8F	30ft / 9.1m	21.4g	100ft / 30.5m	Float	Moss / Ivory
RP21346	WF9F	30ft / 9.1m	24.3g	100ft / 30.5m		
RP21347	WF10F	30ft / 9.1m	27.5g	100ft / 30.5m		
InTouch OutBound Short F/I						
RP21348	WF5F/I	30ft / 9.1m	13.0g	100ft / 30.5m	Float / 1.5ips	Gray / Ivory / Green
RP21349	WF6F/I	30ft / 9.1m	15.2g	100ft / 30.5m		
RP21350	WF7F/I	30ft / 9.1m	17.2g	100ft / 30.5m		
RP21351	WF8F/I	30ft / 9.1m	21.4g	100ft / 30.5m		
RP21352	WF9F/I	30ft / 9.1m	24.3g	100ft / 30.5m		
RP21353	WF10F/I	30ft / 9.1m	27.5g	100ft / 30.5m		
InTouch OutBound Short I						
RP21354	WF6I	30ft / 9.1m	15.2g	100ft / 30.5m	1.5-2.0ips	Gray / Trans Yellow
RP21355	WF7I	30ft / 9.1m	17.2g	100ft / 30.5m		
RP21356	WF8I	30ft / 9.1m	21.4g	100ft / 30.5m		
RP21357	WF9I	30ft / 9.1m	24.3g	100ft / 30.5m		
RP21358	WF10I	30ft / 9.1m	27.5g	100ft / 30.5m		
RP21359	WF11I	30ft / 9.1m	30.1g	100ft / 30.5m		
RP21360	WF12I	30ft / 9.1m	33.0g	100ft / 30.5m		
InTouch OutBound Short I/S6						
RP21361	WF6I/S6	30ft / 9.1m	15.2g	100ft / 30.5m	1.5 / 6.0ips	Black / Trans Gray
RP21362	WF7I/S6	30ft / 9.1m	17.2g	100ft / 30.5m		
RP21363	WF8I/S6	30ft / 9.1m	21.4g	100ft / 30.5m		
RP21364	WF9I/S6	30ft / 9.1m	24.3g	100ft / 30.5m		
RP21365	WF10I/S6	30ft / 9.1m	27.5g	100ft / 30.5m		

## Coldwater Series InTouch OutBound



### TECHNOLOGY:

ConnectCore

Extreme Slickness

### FEATURES:

50 – 80° F

10 – 27° C

→ Density Compensation  
(Sinking Lines Only)

→ DualTone


→ Front Loop

→ Back Loop

### InTouch OutBound

Example: WF8F

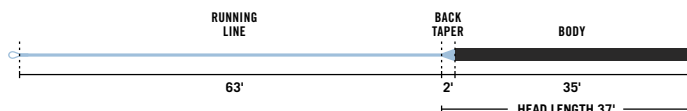
Overall Length: 100'



### InTouch OutBound Custom

Example: T-11

Overall Length: 100'



**POWERFUL, EASY CASTING LINE** built for exceptionally long casts, with ultra-low stretch performance.

→ Ultra-low stretch ConnectCore Technology for the maximum in sensitivity, control and performance

→ Heavier than standard fly lines for easy casting

→ Designed to cast the largest of flies

→ Unique, front-loaded weight distribution makes ultra-long casts

RIO'S INTOUCH OUTBOUND lines are designed to cast very long distances. Each line is heavier than standard fly lines and deeply load modern rods for maximum distance. Each line features RIO's XS technology for super slick performance and is built with ultra-low stretch ConnectCore Technology for the maximum in sensitivity, control and performance. A supple coating gives tangle-free performance.

Two different densities make up this line series:

→ A full floating line – F

→ A floating line with a 38ft intermediate head – F/I

InTouch OutBound Custom lines have a long, fast-sinking, level sink tip that is designed to be cut and tuned to each angler's individual preference.

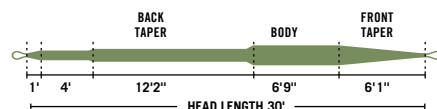
SKU	Size	Head Length	Head Weight	Overall Length	Sink Rate	Color
InTouch OutBound F						
RP20906	WF6F	37.5ft / 11.4m	15.6g	100ft / 30.5m	Float	Yellow / Green
RP20907	WF7F	37.5ft / 11.4m	17.8g	100ft / 30.5m		
RP20908	WF8F	37.5ft / 11.4m	21.4g	100ft / 30.5m		
RP20909	WF9F	37.5ft / 11.4m	24.3g	100ft / 30.5m		
RP20910	WF10F	37.5ft / 11.4m	27.5g	100ft / 30.5m		
InTouch OutBound F/I						
RP20911	WF6F/I	37.5ft / 11.4m	15.6g	100ft / 30.5m	Float / 1.5ips	Gray / Yellow
RP20912	WF7F/I	37.5ft / 11.4m	17.8g	100ft / 30.5m		
RP20913	WF8F/I	37.5ft / 11.4m	21.4g	100ft / 30.5m		
RP20914	WF9F/I	37.5ft / 11.4m	24.3g	100ft / 30.5m		
RP20915	WF10F/I	37.5ft / 11.4m	27.5g	100ft / 30.5m		
InTouch OutBound Custom						
RP20916	T-11	37ft / 11.3m	24.9g	100ft / 30.5m	1.5 / 8.0ips	Black / Trans Blue
RP20917	T-14	37ft / 11.3m	31.8g	100ft / 30.5m	1.5 / 9.0ips	Black / Trans Green



### Extreme Slickness

- **50 – 80° F**  
**10 – 27° C**
- **Density Compensation**  
(Sink 3 & Sink 6 Only)
- **EasyID**
- **Front Loop**
- **Back Loop**

→ **ST8 to ST10** – 0.030"/0.032" shooting line or 35lb SlickShooter/GripShooter



SKU	Size	Head Length	Head Weight	Overall Length	Sink Rate	Color
OutBound Short Shooting Head F						
RP20926	ST7F	30ft / 9.1m	17,2g	30ft / 9.1m	Float	Moss
RP20930	ST8F	30ft / 9.1m	20,4g	30ft / 9.1m		
RP20931	ST9F	30ft / 9.1m	24,3g	30ft / 9.1m		
RP20932	ST10F	30ft / 9.1m	24,3g	30ft / 9.1m		
OutBound Short Shooting Head I						
RP20927	ST7I	30ft / 9.1m	17,2g	30ft / 9.1m	1.5 – 2ips	Gray
RP20935	ST8I	30ft / 9.1m	20,4g	30ft / 9.1m		
RP20936	ST9I	30ft / 9.1m	24,3g	30ft / 9.1m		
RP20937	ST10I	30ft / 9.1m	24,3g	30ft / 9.1m		
OutBound Short Shooting Head S3						
RP20928	ST7S3	30ft / 9.1m	17,2g	30ft / 9.1m	3 – 4ips	Brown
RP20940	ST8S3	30ft / 9.1m	20,4g	30ft / 9.1m		
RP20941	ST9S3	30ft / 9.1m	24,3g	30ft / 9.1m		
RP20942	ST10S3	30ft / 9.1m	24,3g	30ft / 9.1m		
OutBound Short Shooting Head S6						
RP20929	ST7S6	30ft / 9.1m	17,2g	30ft / 9.1m	6 – 7ips	Black
RP20945	ST8S6	30ft / 9.1m	20,4g	30ft / 9.1m		
RP20946	ST9S6	30ft / 9.1m	24,3g	30ft / 9.1m		
RP20947	ST10S6	30ft / 9.1m	24,3g	30ft / 9.1m		

## A WALL OF RIO "COOKIES"— MASTER DISCS OF RIO'S COLOR COLLECTION





AVID LEVEL +



MAINSTREAM LEVEL FLY LINES

AVID AND MAINSTREAM SERIES



## Avid Series Saltwater



### TECHNOLOGY:

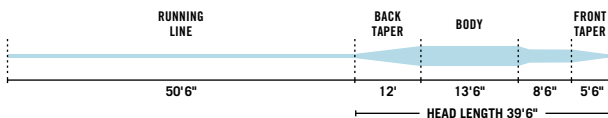
AgentX  
Extreme Slickness

### FEATURES:

→ Front Loop

### Avid Saltwater

Example: WF8F  
Overall Length: 90'



### DEVELOPED WITH TAPERS and technology that enhance the fly fishing experience

- Slightly heavier, easy casting lines for a multitude of species
- Short, powerful front taper for good presentation and turnover
- Welded loop on the front end to allow for fast and easy rigging

RIO's Avid series of fly lines were developed for the keen fly fisher with tapers and technology that enhance the fly fishing experience. The lines are designed for easy casting performance, with slightly heavier and shorter head lengths. Each line is built on a supple memory-free core, and has a hard, saltwater coating that will not get sticky in the heat. A welded loop on the front end allows anglers to rig easily.


SKU	Size	Head Length	Overall Length	Sink Rate	Color
Avid Saltwater					
RP20135	WF7F	39.5ft / 12.0m	16.3g	90ft / 27.4m	Float Sandy Blue
RP20136	WF8F	39.5ft / 12.0m	18.5g	90ft / 27.4m	
RP20137	WF9F	39.5ft / 12.0m	20.7g	90ft / 27.4m	
RP20138	WF10F	39.5ft / 12.0m	25.1g	90ft / 27.4m	

## Mainstream Series Saltwater



### Mainstream Saltwater

Example: WF10F  
Overall Length: 80'



### TARGETED TO THE OVERALL needs of the average fly fisher



- Slightly heavier, easy casting lines for a multitude of species
- Short, powerful front taper for good presentation and turnover

RIO's Mainstream saltwater fly lines have been developed to meet the overall needs of the average and novice fly fisher, and are designed to optimize rod performance with slightly heavier and shorter head lengths. Every Mainstream line undergoes the same rigorous production processes and quality control standards as all RIO fly lines, and is made in RIO's Idaho manufacturing facility. Each saltwater line is built with a hard, saltwater coating for the best in performance.

SKU	Size	Head Length	Overall Length	Sink Rate	Color
Mainstream Saltwater					
RP20760	WF7F	35ft / 10.7m	14.1g	80ft / 24.4m	Float Blue
RP20761	WF8F	35ft / 10.7m	15.8g	80ft / 24.4m	
RP20762	WF9F	35ft / 10.7m	21.4g	80ft / 24.4m	
RP20763	WF10F	36ft / 11.0m	22.9g	80ft / 24.4m	
RP20764	WF11F	37ft / 11.3m	27.0g	80ft / 24.4m	
RP20765	WF12F	38ft / 11.6m	34.5g	80ft / 24.4m	



## Bonefish Tapered Leader



RIO'S BONEFISH LEADERS are designed and built to match the needs of the bonefish fly fisher. The leaders are made of a medium stiff nylon and have a powerful taper design that easily turn over typical bonefish flies, and cope with tough winds. The copolymer material is easy to knot and retains high knot strength.

A handy pack of three of the above leaders – saves costs, waste and space in tightly packed vest pockets and bags.

- Medium-stiff material for turning over larger flies
- Easy knotting, high strength leader
- Hand tied perfection loop in the butt for quick rigging


### IDEAL FOR:

- Bonefish
- Redfish
- Other Flats Species

**Note**  
NO METRIC LABELS

SKU	Size	Length	Test	Diameter
<b>Bonefish Tapered Leader</b>				
RP24261	10ft / 8lb	10ft / 3m	8lb / 4kg	0.011in / 0.279mm
RP24262	10ft / 10lb	10ft / 3m	10lb / 5kg	0.012in / 0.305mm
RP24263	10ft / 12lb	10ft / 3m	12lb / 6kg	0.014in / 0.356mm
<b>Bonefish Tapered Leader 3-Pack</b>				
RP24257	10ft / 8lb	10ft / 3m	8lb / 4kg	0.011in / 0.279mm
RP24258	10ft / 10lb	10ft / 3m	10lb / 5kg	0.012in / 0.305mm
RP24259	10ft / 12lb	10ft / 3m	12lb / 6kg	0.014in / 0.356mm

## Redfish/Seatrout Tapered Leader



RIO'S REDFISH/SEATROUT LEADERS have been designed for the fly fisher that pursues Redfish, Seatrout and other similar saltwater species. They have a taper design that easily turns over typical saltwater patterns, and are made of a medium stiff nylon that will cope with tough winds.

- Medium-stiff material for casting saltwater flies
- Tough, abrasion resistant nylon for durability
- Hand tied perfection loop in the butt for quick rigging

### IDEAL FOR:


- Small Clousers
- Minnow and Crab Patterns
- Surface Flies

**Note**  
NO METRIC LABELS

SKU	Size	Length	Test	Diameter
<b>Redfish / Seatrout Tapered Leader</b>				
RP24287	9ft / 10lb	9ft / 2.7m	10lb / 5kg	0.012in / 0.305mm
RP24288	9ft / 12lb	9ft / 2.7m	12lb / 6kg	0.014in / 0.356mm
RP24289	9ft / 16lb	9ft / 2.7m	16lb / 8kg	0.016in / 0.406mm
RP24290	9ft / 20lb	9ft / 2.7m	20lb / 10kg	0.018in / 0.456mm
RP24066	9ft / 25lb	9ft / 2.7m	25lb / 11.3kg	0.020in / 0.508mm
RP24067	9ft / 30lb	9ft / 2.7m	30lb / 13.6kg	0.022in / 0.559mm



## Saltwater Tapered Leader



RIO'S SALTWATER LEADERS are an excellent general purpose saltwater leader for a multitude of species. The leaders are made of a medium stiff nylon and have a taper design that easily turns over typical saltwater patterns and copes with tough winds. The leader is made of a material that is easy to knot and has great knot strength.

- Medium-stiff material with great knot strength
- Easy casting taper design that casts typical saltwater flies
- Maximum strength and abrasion resistance


### IDEAL FOR:

- Permit
- Bonefish
- Stripers
- Roosters

SKU	Size	Length	Test	Diameter
Saltwater Tapered Leader				
RP24281	10ft / 8lb	10ft / 3m	8lb / 4kg	0.010in / 0.254mm
RP24285	10ft / 10lb	10ft / 3m	10lb / 5kg	0.012in / 0.305mm
RP24282	10ft / 12lb	10ft / 3m	12lb / 6kg	0.014in / 0.356mm
RP24283	10ft / 16lb	10ft / 3m	16lb / 8kg	0.016in / 0.406mm
RP24284	10ft / 20lb	10ft / 3m	20lb / 10kg	0.018in / 0.456mm
RP24055	10ft / 25lb	10ft / 3m	25lb / 11.3kg	0.020in / 0.508mm
RP24056	10ft / 30lb	10ft / 3m	30lb / 13.6kg	0.022in / 0.559mm
RP24057	10ft / 40lb	10ft / 3m	40lb / 18.1kg	0.024in / 0.610mm

**Note**  
NO METRIC LABELS

## Fluoroflex® Bonefish/Saltwater Tapered Leader



RIO'S BONEFISH/SALTWATER FLUOROFLEX LEADERS are made of 100% fluorocarbon, and are the perfect solution when fishing shallow, clear flats and for spooky bones, permit and reds. Each leader has high abrasion resistance and excellent tensile and knot strength and a long butt section that will turn over flies effortlessly.

- 100% fluorocarbon for the utmost in stealth
- Long butt section for great turnover and presentation
- Hand tied perfection loop in the butt for quick rigging


### IDEAL FOR:

- Bonefish
- Permit
- Redfish

SKU	Size	Length	Test	Diameter
Fluoroflex Bonefish / Saltwater Tapered Leader				
RP24510	9ft / 8lb	9ft / 2.7m	8lb / 4kg	0.009in / 0.229mm
RP24511	9ft / 10lb	9ft / 2.7m	10lb / 5kg	0.010in / 0.254mm
RP24512	9ft / 12lb	9ft / 2.7m	12lb / 6kg	0.011in / 0.279mm
RP24513	9ft / 16lb	9ft / 2.7m	16lb / 8kg	0.013in / 0.330mm
RP24514	9ft / 20lb	9ft / 2.7m	20lb / 10kg	0.015in / 0.381mm

**Note**  
NO METRIC LABELS

## Light Saltwater Shock Tapered Leader



RIO'S LIGHT SALTWATER SHOCK LEADERS feature a tough fluorocarbon shock tippet that protects the leader from teeth, gill plates and spines, and are ideal for snook, small tarpon and similar "problem" species. The main body of the leader is made with a stiff nylon that tapers down to 16lb before being tied to the shock tippet.

- Fluorocarbon shock tippet for protection
- Stiff butt and leader for casting big flies
- Maximum strength and abrasion resistance

### IDEAL FOR:

- Baby Tarpon
- Snook
- Stripers


SKU	Size	Length	Test	Shock
Light Saltwater Shock Tapered Leader				
RP24303	10ft / 15lb	10ft / 3m	16lb / 8kg	15lb Fluorocarbon
RP24304	10ft / 25lb	10ft / 3m	16lb / 8kg	25lb Fluorocarbon
RP24305	10ft / 40lb	10ft / 3m	16lb / 8kg	45lb Fluorocarbon

**Note**  
NO METRIC LABELS





## Striped Bass Tapered Leader



**RIO'S STRIPED BASS LEADERS** are designed and built to match the needs of the striped fly fisher. The leaders are made of a stiff nylon and have a powerful butt and taper design that easily turns over large striper patterns and copes with tough winds. The nylon is easy to knot and retains high knot strength.


- **Powerful butt and taper design to cast large flies**
- **Easy knotting, high strength leader**
- **Maximum strength and abrasion resistance**

### IDEAL FOR:

- **Bait Patterns**
- **Clousers**
- **Surface Flies**

## Toothy Critter Tapered Leader

**IMPROVED!**



A **STIFF NYLON, TAPERED LEADER** attached to a tough, bite resistant wire shock tippet that is ideal for Bluefish, Barracuda, and similar toothy critters. There are two wire choices: 1) A supple nylon coated braided wire (Bronze) that you can knot and 2) A nylon coated single strand steel wire (Silver) with snap link.

- **Powerful butt and taper design to cast large flies**
- **Tough wire bite tippet for protection**
- **Maximum strength and abrasion resistance**

### IDEAL FOR:

- **Bluefish**
- **Barracuda**

## Tarpon 3-Pack / Tarpon Pro 2-Pack Tapered Leader



**GUIDE'S FAVORITE!** A hand crafted leader of ultra hard saltwater nylon, tied to a tough fluorocarbon shock tippet for the ultimate in protection.

- **Ultra-tough nylon leader with shock tippet**
- **Hand-twisted butt for shock absorption**
- **Available with numerous shock tippet sizes**

### IDEAL FOR:

- **Tarpon**
- **Billfish**
- **Giant Trevally**

**TARPON PRO LEADER** RIO's hand tied tarpon leader takes all the guesswork out of your tarpon fishing. Designed from years of testing and countless feedback from the best Florida Keys guides, our leader is ready to fish out of the package. Simply loop to the end of your line then tie on a fly. The 10ft design is tied with a heavy butt section for wind penetration and turnover, a class tippet for rod and fish protection, and a fluorocarbon bite tippet for abrasion resistance. Available in 20, 30, and 40lb class tippets, with 60, and 80lb fluorocarbon bite tippet. RIO's leaders are tied with advanced 100% strength knots and they're the perfect choice for all tarpon destinations.

SKU	Size	Length	Test	Diameter
<b>Striped Bass Tapered Leader</b>				
RP24322	7ft / 10lb	7ft / 2.1m	10lb / 5kg	0.012in / 0.305mm
RP24323	7ft / 12lb	7ft / 2.1m	12lb / 6kg	0.014in / 0.356mm
RP24324	7ft / 16lb	7ft / 2.1m	16lb / 8kg	0.016in / 0.406mm
RP24325	7ft / 20lb	7ft / 2.1m	20lb / 10kg	0.018in / 0.456mm
RP24068	7ft / 25lb	7ft / 2.1m	25lb / 11.3kg	0.020in / 0.508mm
RP24069	7ft / 30lb	7ft / 2.1m	30lb / 13.6kg	0.022in / 0.559mm

**Note**  
NO METRIC LABELS

SKU	Size	Length	Test	Shock
<b>Toothy Critter Tapered Leader (knottable wire)</b>				
RP24175	7.5ft / 15lb	7.5ft / 2.3m	20lb / 10kg	15lb / knot-able wire
RP24176	7.5ft / 20lb	7.5ft / 2.3m	20lb / 10kg	20lb / knot-able wire
RP24177	7.5ft / 30lb	7.5ft / 2.3m	30lb / 15kg	30lb / knot-able wire
RP24178	7.5ft / 45lb	7.5ft / 2.3m	30lb / 15kg	45lb / knot-able wire
<b>Toothy Critter Tapered Leader (wire w/ link)</b>				
RP24179	7.5ft / 15lb	7.5ft / 2.3m	20lb / 10kg	15lb / wire w/ link
RP24180	7.5ft / 20lb	7.5ft / 2.3m	20lb / 10kg	20lb / wire w/ link
RP24181	7.5ft / 30lb	7.5ft / 2.3m	30lb / 15kg	30lb / wire w/ link
RP24182	7.5ft / 45lb	7.5ft / 2.3m	30lb / 15kg	45lb / wire w/ link

**Note**  
NO METRIC LABELS

SKU	Size	Length	Test	Shock
<b>Tarpon Tapered Leader 3-Pack</b>				
RP24453	40lb	6ft / 1.8m	20lb / class	40lb / Fluorocarbon
RP24454	50lb	6ft / 1.8m	20lb / class	50lb / Fluorocarbon
RP24455	60lb	6ft / 1.8m	20lb / class	60lb / Fluorocarbon
RP24456	80lb	6ft / 1.8m	20lb / class	80lb / Fluorocarbon
RP24457	100lb	6ft / 1.8m	20lb / class	100lb / Fluorocarbon

**Note**  
NO METRIC LABELS

SKU	Size	Length	Test	Shock
<b>Tarpon Pro 20lb Class Tapered Leader 2-Pack</b>				
RP24291	60lb	10ft / 3.1m	20lb / class	60lb / Fluorocarbon
RP24292	80lb	10ft / 3.1m	20lb / class	80lb / Fluorocarbon
<b>Tarpon Pro 30lb Class Tapered Leader 2-Pack</b>				
RP24293	60lb	10ft / 3.1m	30lb / class	60lb / Fluorocarbon
RP24294	80lb	10ft / 3.1m	30lb / class	80lb / Fluorocarbon
<b>NEW! Tarpon Pro 40lb Class Tapered Leader 2-Pack</b>				
RP24295	60lb	10ft / 3.1m	40lb / class	60lb / Fluorocarbon
RP24296	80lb	10ft / 3.1m	40lb / class	80lb / Fluorocarbon

**Note**  
NO METRIC LABELS









NEW!

## Saltwater Mono



RIO'S NEW SALTWATER MONO is the go-to choice for anglers looking to tie their own leaders for tarpon, bonefish, permit, and other saltwater species. The material has a great strength-to-diameter ratio, ample abrasion-resistance, lacks memory and provides incredible knot-ability. Available in size 8lb to 60lb, there is an appropriate diameter for any leader's butt section, plus a great range of sizes to taper down with.

- Medium stiff nylon
- Great knot strength

### IDEAL FOR:

- The majority of saltwater species and flies

SKU	Size	Length	Test	Diameter
New! Saltwater Mono				
RP22044	8lb	50yds / 46m	8lb / 4kg	0.010in / 0.254mm
RP22045	10lb	50yds / 46m	10lb / 5kg	0.012in / 0.305mm
RP22046	12lb	50yds / 46m	12lb / 6kg	0.014in / 0.356mm
RP22047	16lb	50yds / 46m	16lb / 8kg	0.016in / 0.406mm
RP22048	20lb	50yds / 46m	20lb / 10kg	0.018in / 0.456mm
RP22049	25lb	50yds / 46m	25lb / 12kg	0.020in / 0.508mm
RP22050	30lb	50yds / 46m	30lb / 15kg	0.022in / 0.559mm
RP22051	40lb	50yds / 46m	40lb/20kg	0.024in / 0.610mm
RP22052	50lb	50yds / 46m	50lb/25kg	0.027in / 0.686mm
RP22053	60lb	50yds / 46m	60lb/30kg	0.030in / 0.762mm

## Fluoroflex® Saltwater Tippet



Medium stiff, tough 100% fluorocarbon – ideal for saltwater species.

- 100% fluorocarbon
- Medium stiff

### IDEAL FOR:

- Bonefish
- Redfish
- Other flats species

SKU	Size	Length	Test	Diameter
Fluoroflex Saltwater Tippet				
RP22100	8lb	30yds / 27.4m	8lb / 4kg	0.009in / 0.229mm
RP22101	10lb	30yds / 27.4m	10lb / 5kg	0.010in / 0.254mm
RP22102	12lb	30yds / 27.4m	12lb / 6kg	0.011in / 0.279mm
RP22103	16lb	25yds / 22.9m	16lb / 8kg	0.013in / 0.330mm
RP22104	20lb	25yds / 22.9m	20lb / 10kg	0.015in / 0.381mm
RP22105	25lb	20yds / 18.3m	25lb / 12kg	0.017in / 0.432mm
RP22106	30lb	20yds / 18.3m	30lb / 15kg	0.019in / 0.483mm
RP22107	35lb	20yds / 18.3m	35lb / 18kg	0.021in / 0.533mm
RP22108	40lb	20yds / 18.3m	40lb / 20kg	0.023in / 0.635mm
RP22109	50lb	20yds / 18.3m	50lb / 25kg	0.025in / 0.584mm
RP22110	60lb	15yds / 13.7m	60lb / 30kg	0.027in / 0.686mm
RP22111	80lb	15yds / 13.7m	80lb / 40kg	0.030in / 0.762mm
RP22112	100lb	15yds / 13.7m	100lb / 50kg	0.032in / 0.824mm

ONE OF RIO'S HIGHLY TRAINED COILERS FEELING FOR THE SLIGHTEST BLEMISH





## Hard Mono Saltwater Tippet

An ultra hard, alloy tippet – ideal for large flies and tough winds.

- Extra Stiff Nylon Alloy
- Thick diameter for power

### IDEAL FOR:

- Large flies
- Windy conditions



SKU	Size	Length	Test	Diameter
<b>Hard Mono Saltwater Tippet</b>				
RP22421	8lb	30yds / 27.4m	8lb / 4kg	0.010in / 0.254mm
RP22422	10lb	30yds / 27.4m	10lb / 5kg	0.012in / 0.305mm
RP22423	12lb	30yds / 27.4m	12lb / 6kg	0.015in / 0.381mm
RP22424	16lb	30yds / 27.4m	16lb / 8kg	0.018in / 0.457mm
RP22425	20lb	30yds / 27.4m	20lb / 10kg	0.021in / 0.533mm
RP22426	25lb	30yds / 27.4m	25lb / 12kg	0.024in / 0.610mm
RP22427	30lb	30yds / 27.4m	30lb / 15kg	0.027in / 0.685mm
<b>Hard Mono Saltwater Tippet Guide Spool</b>				
RP22428	12lb	110yds / 100m	12lb / 6kg	0.015in / 0.381mm
RP22429	16lb	110yds / 100m	16lb / 8kg	0.018in / 0.457mm
RP22430	20lb	110yds / 100m	20lb / 10kg	0.021in / 0.533mm

## Powerflex® Wire Bite Tippet

Tough, flexible, nylon-coated wire – ideal for sharp-toothed critters.

- Super supple braided wire
- Easy to knot

### IDEAL FOR:

- Bluefish
- Barracuda
- All toothy critters



SKU	Size	Length	Test	Diameter
<b>Powerflex Wire Bite Tippet</b>				
RP22145	20lb	15ft / 4.5m	20lb / 10kg	0.016in / 0.406mm
RP22146	30lb	15ft / 4.5m	30lb / 15kg	0.018in / 0.457mm
RP22147	40lb	15ft / 4.5m	40lb / 20kg	0.024in / 0.610mm





# LAUNCH THAT CRAZY-LONG CAST AND ACTUALLY FISH IT, TOO

## **Introducing InTouch MidHead Spey and Powerflex Max shooting line**

Many anglers—and lines—can cast clear across the river, but few can fish there. And since we're a company obsessed with the connection between anglers and fish, simply building lines that cast far isn't good enough. Our newest Spey lines are built for distance, sure, but more importantly, they're built to help you fish better and farther away than ever before.

The new **InTouch Mid Head Spey** line offers the perfect blend of distance and line control for mid-sized rivers. The easy-casting mid-length head features a long, stepped front taper that unrolls with max efficiency, while providing the length necessary for long, complex mends across varying currents. The result? Perfect swings, all the way across the river.

Our new **Powerflex Max** shooting line flies through guides like monofilament but handles—and fishes—like a traditional, coated running line. The hard, tough coating and RIO XS ultra-slick technology provide mind-blowing distance, while the Powerflex Core prevents wilting and tangles. More importantly, Powerflex Max has just enough diameter to set up your swing and fish effectively through the seam.







# HOW TO SELECT THE RIGHT RIO SPEY LINE

## IN THREE EASY STEPS

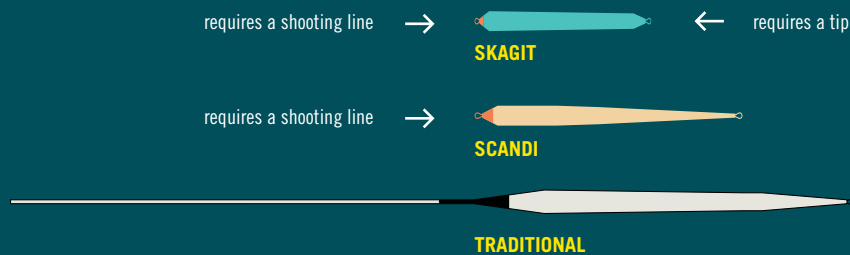
### 1 Choose the line type:

There are three families of Spey lines: “Skagit”, “Scandinavian” and “Traditional”

**Skagit:** Best for big flies and sinking tips – easy to cast.

**Scandinavian:** Ideal for smaller flies and better presentation – easy to cast

**Traditional:** Suitable for better casters, not for beginners.



- Choose a Skagit line to cast big flies and/or sink tips
- Choose a Scandi line for lighter presentation and smaller flies
- Choose a Traditional Spey line for bigger rivers and big rods. Remember, the longer the head, the more difficult it is to cast

### 2 Choose the right line weight.

“Spey” gets complicated because some lines are measured in “grains” not “line size”. Knowing the grain range per line size helps you match a suitable grain weight line to a rod. Here’s a grain weight to line size conversion guideline (not for single-handed rods). *Novice casters should err towards the upper end of the grain range for Skagit heads and towards the lower end for Scandi heads.*

Line Size	Grains	Grams	Line Size	Grains	Grams
#5	300-375gr	20-24g	#8	500-575gr	32-37g
#6	375-450gr	24-29g	#9	575-650gr	37-42g
#7	450-525gr	29-34g	#10	650-725gr	42-47g

### 3 Choose the right head length.

Shorter Spey and “Switch” rods require a shorter head length to cast. RIO has made it easy to choose the right line by using the word “Short” in the product name. If the rod is 12’ 6” or less, choose a “Short” line — a Skagit Max Short or a Scandi Short VersiTip (depending on point 1 above) for example. If the rod is longer than 12’ 6”, don’t go with the “Short” versions. The longer the head length, the harder it is to cast, and more room is needed behind the caster. However, the longer the head, the less line there is to strip in between each cast - increasing fishing time.



# HOW TO SELECT THE RIGHT LINE FOR SWITCH RODS

## IN THREE EASY STEPS

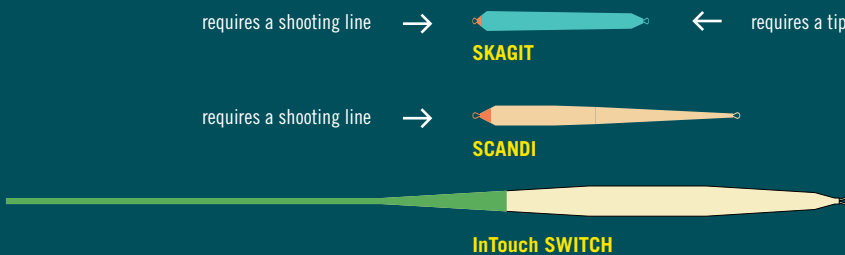
### 1 Choose the line type:

There are three families of Spey lines for Switch rods: “Skagit”, “Scandinavian” and “Switch”

**Skagit:** Shooting head - best for big flies and sinking tips – easy to cast.

**Scandinavian:** Shooting head - ideal for smaller flies and better presentation – easy to cast

**Switch:** Integrated lines with attached running line.



- Choose a Skagit line to cast big flies and/or sink tips
- Choose a Scandi line for lighter presentation and smaller flies
- Choose a Switch line if you don't want the hassle of connecting heads to shooting lines

### 2 Choose the right line weight.

“Spey” gets complicated because some lines are measured in “grains” not “line size”. Knowing the grain range per line size helps you match a suitable grain weight line to a rod. Here's a grain weight to line size conversion guideline. *Novice casters should err towards the upper end of the grain range for Skagit heads and towards the lower end for Scandi heads.*

Line Size	Grains	Grams	Line Size	Grains	Grams
#4	275-325gr	18-21g	#7	450-525gr	29-34g
#5	300-375gr	20-24g	#8	500-575gr	32-37g
#6	375-450gr	24-29g	#9	575-650gr	37-42g

→ One frequently missed conversion is that a rod requires less line weight to load it when overhead casting, so if using a Switch rod for predominantly overhead casting, go with the lowest end of the above guideline.

→ Switch Lines have the same line designation as rods, so choose a #5 for a #5, a #7 for a #7 and so on.

### 3 Choose the right head length.

“Switch” rods require a shorter head length to cast than regular two-handed “Spey” rods. RIO has made it easy to choose the right line by using the word “Short” in the product name. Choose a **Skagit Max Short** for big flies or a **Scandi Short VersiTip** (depending on point 1 above) for example.

As far as the dedicated “Switch” lines go, the **InTouch Switch** line has a long head of around 55ft, which is ideal for anglers that want the ability to mend at long range. Choose this if mending ability is one of the primary considerations.

The **InTouch Switch Chucker** is short and very easy to cast. It is the best choice for anglers wanting an integrated line that will throw indicator rigs or sink tips, and a particularly excellent choice for novice Switch rod users.



## Skagit Series Skagit Max Shooting Head



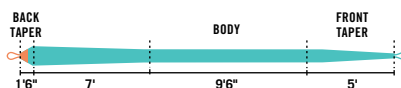
### TECHNOLOGY:

- ConnectCore
- Extreme Slickness

### FEATURES:

- EasyID
- Front Loop
- Back Loop

**Skagit Max**  
Example: 550gr  
Overall Length: 23'



### EASY CASTING, ULTRA-POWERFUL HEADS for big flies and sink tips

- Powerful front end to easily cast large flies and fast sinking tips
- Ultra-low stretch core for the best in casting and fishing sensitivity
- Complete series of heads with varying lengths and small size increments

RIO SKAGIT MAX heads cast large flies and the fastest of sinking tips with exceptional ease. The unique weight distribution deeply loads rods for long, powerful casts, while the subtle taper design generates smooth, easy loops and long, long distances.

RIO offers three different length options. As a guideline:

- 1) Use "Max Shorts" on single-handed rods, Switch rods and Spey rods less than 12' 6" in length.
- 2) Use "Skagit Max" heads for rods between 12' 6" and 13' 6".
- 3) Use "Max Longs" on rods longer than 13' 6".

All Skagit heads are built on an ultra-low stretch core for the maximum in casting and fishing sensitivity.

For best performance, RIO recommends attaching the following head sizes to these shooting lines sizes:

200 to 400 gr – .024"/.026" shooting line, or 25lb SlickShooter/GripShooter.

400 to 550 gr – .030"/.032" shooting line, or 35lb SlickShooter/GripShooter.

550 to 675 gr – .035"/.037" shooting line, or 44lb SlickShooter/GripShooter.

675 gr and heavier – .040"/.042" shooting line, or 50lb SlickShooter/GripShooter

SKU	Size	Rod Size	Head Length	Sink Rate	Color
Skagit Max Short Shooting Head					
RP20998	200gr/12,9 g	#2	17ft / 5.2m	Float	Teal / Orange
RP20999	225gr/14,6g	#2/3	17ft / 5.2m		
RP21000	250gr/16,2g	#3	17ft / 5.2m		
RP20983	275gr/17,8g	#3/4	20ft / 6.1m		
RP20984	300gr/19,4g	#4	20ft / 6.1m		
RP20985	325gr/21,1g	#4/5	20ft / 6.1m		
RP20986	350gr/22,7g	#5	20ft / 6.1m		
RP20987	375gr/24,3g	#5/6	20ft / 6.1m		
RP20988	400gr/25,9g	#6	20ft / 6.1m		
RP20989	425gr/27,5g	#6	20ft / 6.1m		
RP20990	450gr/29,2g	#6/7	20ft / 6.1m		
RP20991	475gr/30,8g	#7	20ft / 6.1m		
RP20992	500gr/32,4g	#7	20ft / 6.1m		
RP20993	525gr/34g	#7/8	20ft / 6.1m		
RP20994	550gr/35,7g	#8	20ft / 6.1m		
RP20995	575gr/37,3g	#8	20ft / 6.1m		
RP20996	600gr/38,9g	#8/9	20ft / 6.1m		
RP20997	625gr/40,5g	#9	20ft / 6.1m		
RP20369	650gr/42,2g	#9	20ft / 6.1m		
Skagit Max Shooting Head					
RP21103	425gr/27,5g	#6	23ft / 7.0m	Float	Teal / Orange
RP21104	450gr/29,2g	#6/7	23ft / 7.0m		
RP21105	475gr/30,8g	#7	23ft / 7.0m		
RP21106	500gr/32,4g	#7	23ft / 7.0m		
RP21107	525gr/34g	#7/8	23ft / 7.0m		
RP21108	550gr/35,7g	#8	23ft / 7.0m		
RP21109	575gr/37,3g	#8	24ft / 7.3m		
RP21110	600gr/38,9g	#8/9	24ft / 7.3m		
RP21111	625gr/40,5g	#9	24ft / 7.3m		
RP21112	650gr/42,2g	#9	25ft / 7.6m		
RP21113	675gr/43,8g	#9/10	25ft / 7.6m		
RP21114	700gr/45,4g	#10	25ft / 7.6m		
RP21115	725gr/47g	#10/11	25ft / 7.6m		
RP21116	750gr/48,7g	#11	25ft / 7.6m		
Skagit Max Long Shooting Head					
RP20771	500gr/32,4g	#7	27ft / 8.2m	Float	Teal / Orange
RP20772	525gr/34g	#7/8	27ft / 8.2m		
RP20773	550gr/35,7g	#8	28ft / 8.5m		
RP20774	575gr/37,3g	#8	28ft / 8.5m		
RP20775	600gr/38,9g	#8/9	29ft / 8.8m		
RP20704	625gr/40,5g	#9	29ft / 8.8m		
RP20776	650gr/42,2g	#9	29ft / 8.8m		
RP20705	675gr/43,8g	#9/10	30ft / 9.1m		
RP20777	700gr/45,4g	#10	30ft / 9.1m		
RP20706	725gr/47g	#10/11	30ft / 9.1m		
RP20778	750gr/48,7g	#11	30ft / 9.1m		





## Skagit Series Skagit Max VersiTip



### TECHNOLOGY:

 ConnectCore

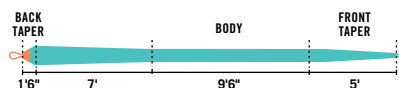
 Extreme Slickness

### FEATURES:

- EasyID
- Front Loop
- Back Loop

### Skagit Max

Example: 550gr  
Overall Length: 23'



### A COMPLETE, READY-TO-GO package for the Skagit angler

- Powerful front end to easily cast large flies and fast sinking tips
- Ultra-low stretch core for the best in casting and fishing sensitivity
- Includes a balanced set of sink tips and shooting line in a ready-to-go package

RIO'S SKAGIT MAX VERSITIP is a ready-to-go line system for the two handed angler. Each package includes a Skagit Max shooting head that is designed to cast large flies and fast sinking tips with ease. Also included is a balanced set of tips to cover changing fishing conditions and an appropriately sized shooting line. Each head is built on an ultra-low stretch core for the maximum in casting and fishing sensitivity.

RIO offers two different length options. As a guideline:

- 1) Use "Max Shorts" on single-handed rods, Switch rods and Spey rods less than 12' 6" in length.
- 2) Use "Skagit Max" heads for rods longer than 12' 6"

SKU	Size	Rod Size	Head Length	Sink Rate	Color
Skagit Max Short VersiTip					
RP20363	400gr/25,9g	#6	20ft / 6.1m	Float	Teal / Orange
RP20364	425gr/27,5g	#6	20ft / 6.1m		
RP20365	450gr/29,2g	#6/7	20ft / 6.1m		
RP20366	475gr/30,8g	#7	20ft / 6.1m		
RP20367	500gr/32,4g	#7	20ft / 6.1m		
RP20368	525gr/34g	#7/8	20ft / 6.1m		
Skagit Max VersiTip					
RP20412	500gr/32,4g	#7	23ft / 7.0m	Float	Teal / Orange
RP20565	525gr/34g	#7/8	23ft / 7.0m		
RP20413	550gr/35,7g	#8	23ft / 7.0m		
RP20566	575gr/37,3g	#8	24ft / 7.3m		
RP20414	600gr/38,9g	#8/9	24ft / 7.3m		

## Skagit Series Skagit iFlight Shooting Head



### TECHNOLOGY:

 ConnectCore

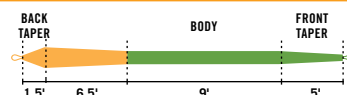
 Extreme Slickness

### FEATURES:

- EasyID
- Front Loop
- Back Loop

### Skagit iFlight

Example: 550gr  
Overall Length: 22'



### POWERFUL, EASY CASTING HEADS designed to cast sink tips and large flies

- Powerful front end to easily cast large flies and fast sinking tips
- Ultra-low stretch core for the best in casting and fishing sensitivity
- Complete series of heads with varying lengths and small size increments

RIO'S IFLIGHT heads are powerful, intermediate Skagit heads (with a short floating back section) that gives anglers deep, slow swings, and cast large flies and the fastest of sinking tips with exceptional ease. The unique weight distribution deeply loads rods for long, powerful casts, while the subtle taper design generates smooth, easy loops. All Skagit heads are built on an ultra-low stretch core for the maximum in casting and fishing sensitivity.

For best performance RIO recommends matching the following head and shooting line sizes:

Less than 400 gr – .024"/.026" shooting line, or 25lb SlickShooter/GripShooter.

400 to 550 gr – .030"/.032" shooting line or 35lb SlickShooter/GripShooter.

550 to 675 gr – .035"/.037" shooting line, or 44lb SlickShooter/GripShooter.

675 gr and heavier – .040"/.042" shooting line or 50lb SlickShooter/GripShooter

SKU	Size	Rod Size	Head Length	Sink Rate	Color
<b>Skagit iFlight Shooting Head</b>					
RP21040	350gr/22,7g	#5	18ft / 5.5m	Float / 1.5ips	Float / 1.5ips
RP21041	375gr/24,3g	#5/6	18ft / 5.5m		
RP20967	425gr/27,5g	#6	20ft / 6.1m		
RP20968	450gr/29,2g	#6/7	20ft / 6.1m		
RP20969	475gr/30,8g	#6/7	20ft / 6.1m		
RP20972	500gr/32,4g	#7	22ft / 6.7m		
RP20973	525gr/34g	#7/8	22ft / 6.7m		
RP20974	550gr/35,7g	#8	22ft / 6.7m		
RP20975	575gr/37,3g	#8	22ft / 6.7m		
RP20976	600gr/38,9g	#8/9	23ft / 7.0m		
RP20978	650gr/42,2g	#9	23ft / 7.0m		
RP20980	700gr/45,4g	#10	23ft / 7.0m		
RP20982	750gr/48,7g	#11	23ft / 7.0m		



## Skagit Series Skagit Trout Max Shooting Head



### TECHNOLOGY:

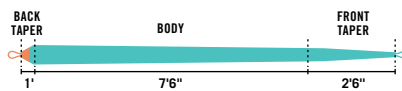
ConnectCore

### FEATURES:

- Front Loop
- Back Loop

### Skagit Trout Max


Example: 250gr  
Overall Length: 11'



RIO'S SKAGIT TROUT MAX heads are designed for two-handed fishing for trout. Their mass distribution allows for easy, sustained-anchor casts with sink tips and weighted flies. Coupled with floating tips and long, tapered leaders, the heads delicately present nymphs and soft hackles. The short length makes them fantastic tools for casting in the tightest of quarters and also well-suited for a wide range of fly presentation techniques, including stripping, jigging and the traditional downstream swing. Though primarily designed for light two-handed and Switch rods, these heads also perform exceptionally well on single-handed rods. Just step up 3 sizes for the correct loading - in other words, use the #2 Skagit Trout Max on a 5wt single handed rod, the #3 Skagit Trout Max on a 6wt single handed rod, and so on. These heads are built on RIO's ultra-low stretch ConnectCore for the maximum in bite detection, hook set and fish playing efficiency.

SKU	Size	Head Length	Sink Rate	Color
<b>Skagit Trout Max Shooting Head</b>				
RP20110	200gr/12,9g #2	11ft / 3.3m	Float	Teal / Orange
RP20111	225gr/14,6g #2/3	11ft / 3.3m		
RP20112	250gr/16,2g #3	11ft / 3.3m		
RP20113	275gr/17,8g #3/4	11ft / 3.3m		

## Skagit InTouch iMOW Tips



### TECHNOLOGY:

ConnectCore

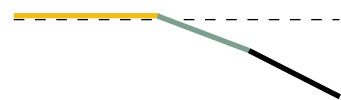
### FEATURES:

- Front Loop
- Back Loop

With floating based MOW tip



With intermediate based iMOW tip

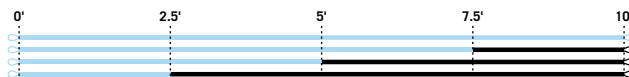


RIO'S iMOW tips have an intermediate section, instead of a floating, which creates a smooth depth transition between a floating body and fast sinking tip, and perfect contact between the angler and the fly, they are also the ideal tip for intermediate based Skagit heads, like RIO's iFlight. There are three weight series (Light, Medium and Heavy) and four tips within each series, as well as a complete kit with all 4 tips of a series packaged in a RIO leader wallet. All MOW tips are built on RIO's ConnectCore for Ultra-low stretch performance.

**Light iMOW tips** feature T-8 for a sinking section (with a sink rate of about 7" per second) and are most suitable for Skagit lines of 475 grains and less.


**Medium iMOW tips** feature T-11 for a sinking section (with a sink rate of about 8" per second) and are most suitable for Skagit lines between 475 and 575 grains.

**Heavy iMOW tips** feature T-14 for a sinking section (with a sink rate of about 9" per second) and are most suitable for Skagit heads of 575 grains and heavier.



SKU	Size	Overall Length	Sink Rate	Color
Heavy Skagit iMOW Tips				
RP21253	10ft Intermediate	10ft / 3m	1.5ips	Trans Blue
RP21254	7.5ft Int / 2.5ft T-14	10ft / 3m	1.5ips - 8-9ips	Black / Trans Blue
RP21255	5ft Int / 5ft. T-14	10ft / 3m		
RP21256	2.5ft Int / 7.5ft T-14	10ft / 3m		
Medium Skagit iMOW Tips				
RP21257	10ft Intermediate	10ft / 3m	1.5ips	Trans Green
RP21258	7.5ft Int / 2.5ft T-11	10ft / 3m	1.5ips / 7-8ips	Black / Trans Green
RP21259	5ft Int / 5ft T-11	10ft / 3m		
RP21260	2.5ft Int / 7.5ft T-11	10ft / 3m		
Light Skagit iMOW Tips				
RP21261	10ft Intermediate	10ft / 3m	1.5ips	Trans White
RP21262	7.5ft Int / 2.5ft T-8	10ft / 3m	Float / 6-7ips	Black / Trans White
RP21263	5ft Int / 5ft T-8	10ft / 3m		
RP21264	2.5ft Int / 7.5ft T-8	10ft / 3m		
iMOW Tips Kits				
RP20612	Heavy Skagit iMOW Tips Kit (All 4 Tips / See Above)			
RP20613	Medium Skagit iMOW Tips Kit (All 4 Tips / See Above)			
RP20614	Light Skagit iMOW Tips Kit (All 4 Tips / See Above)			



**TECHNOLOGY:**
 **ConnectCore**
**FEATURES:**

- Front Loop
- Back Loop

**POWERFUL LEVEL TIPS** designed to cast the biggest flies with ease.

These tips allow anglers using Skagit lines to cover every likely fishing situation and conditions encountered, and are the absolute ultimate in sinking tip versatility. All MOW tips are built on RIO's ConnectCore for Ultra-low stretch performance.

The **Extra Heavy MOW Tips** are the heaviest of the MOW series; built with T-17 for the sinking section and with a sink rate of nearly 10" per second, it really gets down when depth is needed. Each of the tips either have a gray floating section, or a gray loop for easy identification. These tips are ideal on the heavier Skagit lines of 675 grains and more.

The **Heavy MOW Tips** feature T-14, with a sink rate of 9" per second, for the sinking material. Each of these tips has either a light blue floating section or a blue sleeve on one end for easy identification. The Heavy MOW Tips are designed for the heaviest of flies and are ideal for Skagit lines of 575 grains and more. There are six unique tips that make up the series.

The **Medium MOW Tips** feature T-11, with a sink rate of 8" per second, for the sinking material. Each of these tips has either a light green floating section or a green sleeve on one end for easy identification. The Medium MOW Tips are designed for heavily weighted flies and are ideal for Skagit lines between 475 and 575 grains. There are six unique tips that make up the series.

The **Light MOW Tips** feature T-8, with a sink rate of 7" per second, for the sinking material. Each of these tips has either a white floating section or a white sleeve on one end for easy identification. The Light MOW Tips are designed for lightly weighted flies and are ideal for Skagit lines of 475 grains and less. There are six unique tips that make up the series.

SKU	Size	Overall Length	Sink Rate	Color
Extra Heavy Skagit MOW Tips				
RP21445	10ft Float	10ft / 3m	Float	Gray
RP21446	7.5ft Float / 2.5ft T-17	10ft / 3m	Float / 9ips	Black / Gray
RP21447	5ft Float / 5ft T-17	10ft / 3m		
RP21448	2.5ft Float / 7.5ft T-17	10ft / 3m	9-10ips	Black / Gray
RP21449	10ft T-17	10ft / 3m		
RP21450	12.5ft T-17	12.5ft / 3.8m		
Heavy Skagit MOW Tips				
RP21451	10ft Float	10ft / 3m	Float	Blue
RP21452	7.5ft Float / 2.5ft T-14	10ft / 3m	Float / 8ips	Black / Blue
RP21453	5ft Float / 5ft. T-14	10ft / 3m		
RP21454	2.5ft Float / 7.5ft T-14	10ft / 3m	8-9ips	Blue
RP21455	10ft T-14	10ft / 3m		
RP21456	12.5ft T-14	12.5ft / 3.8m		
Medium Skagit MOW Tips				
RP21457	10ft Float	10ft / 3m	Float	Green
RP21458	7.5ft Float / 2.5ft T-11	10ft / 3m	Float / 7ips	Black / Green
RP21459	5ft Float / 5ft T-11	10ft / 3m		
RP21460	2.5ft Float / 7.5ft T-11	10ft / 3m	7-8ips	Green
RP21461	10ft T-11	10ft / 3m		
RP21462	12.5ft T-11	12.5ft / 3.8m		
Light Skagit MOW Tips				
RP21463	10ft Float	10ft / 3m	Float	White
RP21464	7.5ft Float / 2.5ft T-8	10ft / 3m	Float / 6ips	Black / White
RP21465	5ft Float / 5ft T-8	10ft / 3m		
RP21466	2.5ft Float / 7.5ft T-8	10ft / 3m	6-7ips	Red
RP21467	10ft T-8	10ft / 3m		
RP21468	12.5ft T-8	12.5ft / 3.8m		
MOW Tips Kits				
RP21469	Extra Heavy Skagit MOW Tips Kit			Black / Gray
RP21470	Heavy Skagit MOW Tips Kit			Blue / Black
RP21471	Medium Skagit MOW Tips Kit			Green / Black
RP21472	Light Skagit MOW Tips Kit			White / Black







## Spey Accessories InTouch Level "T"



### TECHNOLOGY:

ConnectCore

### FEATURES:

- **Front Loop - 30ft** (Not on T-20)
- **Back Loop - 30ft** (Not on T-20)

### InTouch Level "T"

Example: T-14  
Overall Length: 30'  
Example: T-14  
Overall Length: 500'



### FAST SINKING, LEVEL TUNGSTEN TIPS that sink like a rock.


These fast sinking, level tips use tungsten powder for density, not lead and, as a result, are supple, do not kink and sink like a rock. Built on RIO's ultra-low stretch ConnectCore, they are extremely sensitive to soft grabs and ensure fast, solid hook sets.

The tips are color-coded for quick identification and are made with an easy-to-weld coating, allowing anglers and retailers alike to make fast, neat welded loops.

Each tip is designed to be cut and tuned to the angler's individual fishing and casting requirements.

SKU	Size	Overall Length	Sink Rate	Tip Color
<b>InTouch Level 'T'</b>				
RP20575	T-8 30ft / 20lb	30ft / 9.1m	6-7ips	Deep Red
RP20576	T-11 30ft / 20lb	30ft / 9.1m	7-8ips	Dark Green
RP20577	T-14 30ft / 30lb	30ft / 9.1m	8-9ips	Dark Blue
RP20578	T-17 30ft / 30lb	30ft / 9.1m	9-10ips	Gray
RP20579	T-20 30ft / 30lb	30ft / 9.1m	10+ ips	Black
<b>InTouch Level 'T' Bulk</b>				
RP20872	T-8 500ft / 20lb	500ft / 152.4m	6-7 7ips	Deep Red
RP20873	T-11 500ft / 20lb	500ft / 152.4m	7-8ips	Dark Green
RP20874	T-14 500ft / 30lb	500ft / 152.4m	8-9ips	Dark Blue
RP20875	T-17 500ft / 30lb	500ft / 152.4m	9-10ips	Gray
RP20876	T-20 500ft / 30lb	500ft / 152.4m	10+ ips	Black

## Spey Accessories Welding Tubing



RIO Welding Tubing compliments the InTouch level "T" sinking material, allowing anglers and fly shops to customize the length of each sink tip by welding a loop in the end. The Level "T" Welding Tubing is a heat-shrink tubing that sits over a doubled-back fly line to allow for an easy welded loop to be performed. There are two sizes of tubing available, "Regular" and "Large".

The Regular tubing has an internal diameter of 1/16th of an inch and is great for T11 and smaller, while the Large tubing has an internal diameter of 3/32nds of an inch, and best for T14 and larger. Both tubes shrink to approximately 50% of their original size.

Both sizes of tube are available in two quantities: The "Pack" has 20 pieces of 6" tubing, while the "Bulk" pack contains a 50 ft coil of tubing.

SKU	Size	Int. Diameter	Qty
<b>Welding Tubing</b>			
RP26333	Regular Pack	.0625" (1/16th inch) 1,59 mm	20 x 6" tubes
RP26334	Regular Bulk	.0625" (1/16th inch) 1,59 mm	1 x 50ft coil
RP26335	Large Pack	.09375" (3/32th inch) 2,38 mm	20 x 6" tubes
RP26336	Large Bulk	.09375" (3/32th inch) 2,38 mm	1 x 50ft coil

To watch a video on how to weld a loop in the end of the line, go to: <https://vimeo.com/117008675>



## Scandinavian Series RIO Scandi



### TECHNOLOGY:

- ConnectCore
- Extreme Slickness

### FEATURES:

- EasyID
- Front Loop
- Back Loop

## RIO Scandi

Example: 420gr  
Overall Length: 31'



### AN EASY CASTING SHOOTING HEAD DESIGNED for effortless distance and great presentation

- Easy casting design
- Printed ID system for easy size recognition
- Ultra-low stretch core for the best in casting and fishing sensitivity
- High viz rear loop

THE RIO SCANDI head is a very easy casting Scandi style shooting head, built on RIO's ultra-low stretch ConnectCore for the utmost in casting control and sensitivity. It is available in a multitude of lengths and weights to cover all rod and angling situations. For tight casting spots and the utmost in ease of casting use a head length that is between 2.5 and 3 times the length of the rod, thus a 12 ft rod would work best with a head that is between 30 and 36 ft in length. The shorter the head length, the tighter the back casting space an angler can fish in. With more room and better casting skills a longer head provides the angler with less line to strip in between each cast and more fishing time.

SKU	Size	Rod Size	Head Length	Sink Rate	Color		
RIO Scandi Short							
RP20171	180gr/11,7g	#2	28ft / 8.2m	Float	Salmon / Orange		
RP20848	210gr/13,6g	#2	28ft / 8.5m				
RP20850	240gr/15,5g	#3	29ft / 8.8m				
RP20851	270gr/17,5g	#4	29ft / 8.8m				
RP20852	300gr/19,4g	#5	31ft / 9.5m				
RP20853	330gr/21,4g	#5/6	31ft / 9.5m				
RP20854	360gr/23,3g	#6	31ft / 9.5m				
RP20855	390gr/25,3g	#6	31ft / 9.5m				
RP20857	420gr/27,2g	#6/7	31ft / 9.5m				
RP20858	435gr/28,2g	#6/7	32ft / 9.8m				
RP20859	450gr/29,2g	#7	34ft / 10.4m	Float	Salmon / Orange		
RP20861	480gr/31,1g	#7/8	34ft / 10.4m				
RP20862	510gr/33,1g	#8	34ft / 10.4m				
RP20864	540gr/35g	#9	34ft / 10.4m				
RIO Scandi							
RP20856	400gr/25,9g	#6/7	36ft / 11m				
RP20860	460gr/29,8g	#7/8	37ft / 11.2m				
RP20863	520gr/33,7g	#8/9	38ft / 11.6m				
RP20865	580gr/37,6g	#9/10	39ft / 11.9m				
RP20847	610gr/39,5g	#10	40ft / 12.2m				
RP20866	640gr/41,5g	#10/11	40ft / 12.2m				

## Scandinavian Series RIO Scandi Kit



### TECHNOLOGY:

- ConnectCore
- AgentX
- Extreme Slickness

### FEATURES:

- EasyID
- Front Loop
- Back Loop

## RIO Scandi

Example: 420gr  
Overall Length: 31'



### A COMPLETE, READY-TO-GO package for the Spey angler

- Packaged with a shooting head, suitable shooting line and 3 VersiLeaders
- Easy loading design helps anglers make long, effortless casts
- Printed ID system for easy recognition

Scandinavian heads are designed to cast tight loops and make effortless, long distance casts with great presentation. RIO's Scandi Kit is a complete, ready-to-fish outfit, packed in a single box. Each kit includes a RIO Scandi head, built on the ultra-low stretch ConnectCore, a suitably sized ConnectCore shooting line (.032" for 460 & 520gr, .037" for 580 & 640gr), and a selection of 3 different density, 10ft VersiLeaders; 1.5, 4 & 5 ips.

SKU	Size	Rod Size	Head Length	Sink Rate	Color
<b>RIO Scandi Kit</b>					
RP20867	460gr/29,8g	#7/8	37ft / 11.2m	Float with 3 Versi-Leader	Salmon / Orange
RP20868	520gr/33,7g	#8/9	38ft / 11.6m		
RP20869	580gr/37,6g	#9/10	39ft / 11.9m		
RP20870	640gr/41,5g	#10/11	40ft / 12.2m		



## Scandinavian Series RIO Scandi Versitip Body



### TECHNOLOGY:


-  ConnectCore
-  Extreme Slickness

### FEATURES:

- EasyID
- Front Loop
- Back Loop

### Scandi Versitip Body

Example: #7 - 320gr  
Overall Length: 23'



**A VERSATILE BODY** that combines Skagit power with Scandi grace

- Multi-purpose design, casts like a Scandi or a Skagit
- Printed ID system for easy size recognition
- Loops on both ends for fast rigging

The Scandi Versitip body is a short body to which a multitude of tips can be attached – it is the most versatile design of all, and blends Skagit power with Scandi grace. It is ideal for anglers that want to travel light, yet have multiple fishing options. To the front end of the body anglers can attach regular 10 ft & 15 ft tips, MOW tips, “T” tips, iMOW tips or VersiLeaders.

For an accurate guideline of which tips match best to which body, check out the document “Making sense of RIO’s Spey Offerings” at Spey Central at [www.rioproducts.com](http://www.rioproducts.com)

SKU	Size	Weight	Head Length	Sink Rate	Color
Scandi Versitip Body					
RP20952	#6	305gr/19,8g	23ft/7.0m	Float	Straw
RP20953	#6/7	325gr/21,1g	23ft/7.0m		
RP20954	#7	350gr/22,7g	23ft/7.0m		
RP20955	#7/8	375gr/24,3g	23ft/7.0m		
RP20956	#8	400gr/25,9g	23ft/7.0m		
RP20957	#8/9	425gr/27,5g	23ft/7.0m		
RP20958	#9	455gr/29,5g	23ft/7.0m		
RP20959	#10	510gr/33,1fm	24ft/7,3m		
RP20960	#11	575gr/37,3g	25ft/7,6m		
Float/Intermediate Scandl Versitip Body					
RP51870	#7	350gr/22,7g	23ft/7.0m	Float/1,5-2 ips	Straw/ Clear Camo
RP51871	#8	400gr/25,9g	23ft/7.0m		
RP51872	#9	455gr/29,5g	23ft/7.0m		
RP51873	#10	510gr/33,1g	24ft/7,3m		
RP51874	#11	575gr/37,3g	25ft/7,6m		
Intermediate Scandl Versitip Body					
RP20336	#6	305gr/19,8g	23ft/7.0m	1.5 - 2ips	Clear Camo
RP20337	#7	350gr/22,7g	23ft/7.0m		
RP20338	#8	400gr/25,9g	23ft/7.0m		
RP20339	#9	455gr/29,5g	23ft/7.0m		
RP51862	#10	510gr/33,1g	24ft/7,3m		
RP51863	#11	575gr/37,3g	25ft/7,6m		
Intermediate/Sink3 Scandl Versitip Body					
RP52308	#8	400gr/25,9g	23ft/7.0m	1.5 - 2ips / 3 -4ips	Clear Camo / Brown
RP52309	#9	455gr/29,5g	23ft/7.0m		
RP52310	#10	510gr/33,1g	24ft/7,3m		
RP52311	#11	575gr/37,3g	25ft/7,6m		
Sink 2 Scandl Versitip Bodi					
RP51875	#7	350gr/22,7g	23ft/7.0m	2 - 3ips	Green
RP51876	#8	400gr/25,9g	23ft/7.0m		
RP51877	#9	455gr/29,5g	23ft/7.0m		
RP51878	#10	510gr/33,1g	24ft/7,3m		
RP51879	#11	575gr/37,3g	25ft/7,6m		
Sink 4 Scandi Versitip Body					
RP51880	#8	400gr/25,9g	23ft/7.0m	4 - 5ips	Brown
RP51881	#9	455gr/29,5g	23ft/7.0m		
RP51864	#10	510gr/33,1g	24ft/7,3m		
RP51865	#11	575gr/37,3g	25ft/7,6m		





## Scandinavian Series Scandi VersiTip



### TECHNOLOGY:

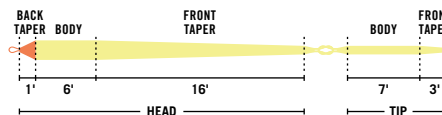
-  ConnectCore
-  Extreme Slickness

### FEATURES:

- Density Compensation (on Sink Tips Only)
- EasyID
- Front Loop
- Back Loop


### Scandi Short VersiTip

Example: #7 – 425gr  
Overall Length: 33'



### Scandi VersiTip

Example: #7 – 445gr  
Overall Length: 38'



### AN EXTREMELY VERSATILE Scandi style head complete with a selection of interchangeable tips

- Easy casting body, complete with four tips.
- Printed ID system for easy size recognition
- Welded loops on all ends.

Two product options in this series allow anglers to perfectly tune their line system to rod length, casting ability and casting space. The **Scandi Short VersiTip** is packaged with a floating Scandi body and four, 10 ft long interchangeable tips, making it perfect for use with rods shorter than 13 ft, and for very tight casting situations. The **Scandi VersiTip** has a floating Scandi Body and 4, 15 ft long interchangeable tips, and is the best choice for when using Spey rods of 13 ft and longer. The included tips in each package are: floating, intermediate, type 3 and type 6 DC sink.

To watch a short video on the benefits of this line go to: <http://vimeo.com/38642001>

SKU	Size	Weight	Head Length	Sink Rate	Color
Scandi Short VersiTip					
RP20659	#4	275gr/17,8g	33ft/10.0m	Float with 4, 10ft tips	Straw / Orange Loop
RP20660	#5	320gr/20,7g	33ft/10.0m		
RP20661	#6	370gr/24g	33ft/10.0m		
RP20662	#7	425gr/27,5g	33ft/10.0m		
RP20663	#8	485gr/31,4g	33ft/10.0m		
RP20664	#9	550gr/35,7g	33ft/10.0m		
Scandi VersiTip					
RP20965	#7	445gr/28,8g	38ft/11,6m	Float with 4, 15ft tips	Straw / Orange Loop
RP20961	#8	510gr/33,1g	38ft/11,6m		
RP20962	#9	585gr/37,9g	38ft/11,6m		
RP20963	#10	650gr/42,2g	39ft/11,9m		
RP20964	#11	700gr/45,4g	40ft/12,2m		



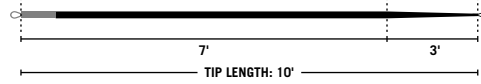


## InTouch 10ft Replacement Sink Tips



### InTouch 10ft Sink Tips

Example: S6  
Overall Length: 10'



10ft replacement tips for VersiTip and Skagit lines. Each tip has a color coded loop at the rear, and is printed with the tip size. Attach the printed end to the fly line.

#### TECHNOLOGY:

ConnectCore

#### FEATURES:

- Density Compensation  
(Not on Intermediate Sink Tip)
- EasyID
- Front Loop
- Back Loop

SKU	Size	Overall Length	Sink Rate	Color
InTouch 10ft Floating Tip				
RP21666	5wt – 55gr / 3,6gr	10ft / 3m	Float	Straw
RP21667	6wt – 65gr / 4,2gr	10ft / 3m		
RP21668	7wt – 75gr / 4,9gr	10ft / 3m		
RP21669	8wt – 85gr / 5,5gr	10ft / 3m		
RP21670	9wt – 95gr / 6,2gr	10ft / 3m		
InTouch 10ft Intermediate Sink Tip				
RP21671	5wt – 55gr / 3,6gr	10ft / 3m	1.5 – 2ips	Gray / Gray Loop
RP21672	6wt – 65gr / 4,2gr	10ft / 3m		
RP21673	7wt – 75gr / 4,9gr	10ft / 3m		
RP21674	8wt – 85gr / 5,5gr	10ft / 3m		
RP21675	9wt – 95gr / 6,2gr	10ft / 3m		
InTouch 10ft Type 3 Sink Tip				
RP21676	5wt – 55gr / 3,6gr	10ft / 3m	3 – 4ips	Brown / Yellow Loop
RP21677	6wt – 65gr / 4,2gr	10ft / 3m		
RP21678	7wt – 75gr / 4,9gr	10ft / 3m		
RP21679	8wt – 85gr / 5,5gr	10ft / 3m		
RP21680	9wt – 95gr / 6,2gr	10ft / 3m		
InTouch 10ft Type 6 Sink Tip				
RP21681	5wt – 55gr / 3,6gr	10ft / 3m	6 – 7ips	Black / Gray Loop
RP21682	6wt – 65gr / 4,2gr	10ft / 3m		
RP21683	7wt – 75gr / 4,9gr	10ft / 3m		
RP21684	8wt – 85gr / 5,5gr	10ft / 3m		
RP21685	9wt – 95gr / 6,2gr	10ft / 3m		

## Sink Tip Color Code

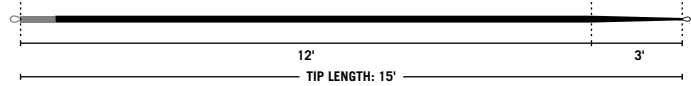
LOOP COLOR	Sink Rate		Sink Tip	Effective Fishing Depth
LIGHT GRAY	1.5ips		15ft and 10ft intermediate Tip	8in – 2ft / .2m – .6m
YELLOW	3 – 4ips		15ft and 10ft Type 3 Tip	2ft – 3ft / .6m – .9m
GRAY	6 – 7ips		15ft and 10ft Type 6 Tip	3ft – 5ft / .9m – 1.5m
GREEN	8 – 9ips		15ft Type 8 Tip	4ft – 8ft / 1.2m – 2.4m





## InTouch 15ft Sink Tips

Example: S6  
Overall Length: 15'



15ft replacement tips for VersiTip and Skagit lines. Each tip has a color coded loop at the rear, and is printed with the tip size. Attach the printed end to the fly line.

### TECHNOLOGY:

ConnectCore

### FEATURES:

- Density Compensation  
(Not on Intermediate Sink Tip)
- EasyID
- Front Loop
- Back Loop

SKU	Size	Overall Length	Sink Rate	Color
InTouch 15ft Floating Tip				
RP21686	7wt - 95gr / 6,2gr	15ft / 4.6m	Float	Straw
RP21687	8wt - 109gr / 7,1gr	15ft / 4.6m		
RP21688	9wt - 129gr / 8,4gr	15ft / 4.6m		
RP21689	10wt - 150gr / 9,7gr	15ft / 4.6m		
InTouch 15ft Intermediate Sink Tip				
RP21690	6wt - 84gr / 5,4gr	15ft / 4.6m	1.5 – 2ips	Gray / Gray Loop
RP21691	7wt - 95gr / 6,2gr	15ft / 4.6m		
RP21692	8wt - 109gr / 7,1gr	15ft / 4.6m		
RP21693	9wt - 129gr / 8,4gr	15ft / 4.6m		
RP21694	10wt - 150gr / 9,7gr	15ft / 4.6m		
InTouch 15ft Type 3 Sink Tip				
RP21695	6wt - 84gr / 5,4gr	15ft / 4.6m	3 – 4ips	Brown / Yellow Loop
RP21696	7wt - 95gr / 6,2gr	15ft / 4.6m		
RP21697	8wt - 109gr / 7,1gr	15ft / 4.6m		
RP21698	9wt - 129gr / 8,4gr	15ft / 4.6m		
RP21699	10wt - 150gr / 9,7gr	15ft / 4.6m		
InTouch 15ft Type 6 Sink Tip				
RP21700	6wt - 84gr / 5,4gr	15ft / 4.6m	6 – 7ips	Black / Gray Loop
RP21701	7wt - 95gr / 6,2gr	15ft / 4.6m		
RP21702	8wt - 109gr / 7,1gr	15ft / 4.6m		
RP21703	9wt - 129gr / 8,4gr	15ft / 4.6m		
RP21704	10wt - 150gr / 9,7gr	15ft / 4.6m		
InTouch 15ft Type 8 Sink Tip				
RP21705	8wt - 109gr / 7,1gr	15ft / 4.6m	8 – 9ips	Black / Green Loop
RP21706	9wt - 129gr / 8,4gr	15ft / 4.6m		
RP21707	10wt - 150gr / 9,7gr	15ft / 4.6m		

## MATCHING SINKING/FLOATING TIPS

### CHOOSING THE RIGHT TIP - SINKING OR FLOATING

There are many different types of sink tip on the market; here is a guideline of when to use which.

- The following guideline is a good place to start. However, anglers should vary their tip size and take into account fly size (heavier fly, heavier tip) and water/weather conditions.

HEAD SIZE	10ft Tip	15ft Tip	MOW/iMOW	Level "T"
Less than 300gr	-	-	Light	T-8
300 - 375gr	#5	-	Light	T-8
375 - 450gr	#6	#6	Light	T-8
450 - 500gr	#7	#7	Medium	T-11
500 - 550gr	#8	#8	Medium	T-11
550 - 575gr	#9	#9	Medium	T-11
575 - 625gr	-	#10	Heavy	T-14
625 - 700gr	-	#11	Heavy	T-14
700gr +	-	#12	Ex. Heavy	T-17

### InTouch "T" Tips

The InTouch "T" series are level, fast sinking lines that can be cut to the length and weight of an individual's preference. With no tapers these tips have the most punch at the front end, and are better for casting the biggest flies. The tips are available in T-8, T-11, T-14, T-17 and T-20 sizes. The number refers to the weight in "grains per foot". For example "T-14" weighs 14 grains per foot. The bigger the fly, and the deeper you want to go, the heavier the tip you should use.

### 15ft Sink Tips

These tips have a tapered front end that allows for a much better presentation than level tungsten ("T") tips. They are mostly available in five different densities; floating, intermediate, slow sinking (Type 3), fast sinking (Type 6) and extra fast sinking (Type 8), and have welded loops in both ends for easy attachment. 15 ft tips are available in numerous different sizes as well as densities.

### 10ft Sink Tips

These shorter version of the 15 ft tip are ideal for shorter rods, tight casting situations, or smaller rivers. They are available in four different densities; floating, intermediate, slow sinking (Type 3) and fast sinking (Type 6), and have welded loops on both ends for easy attachment. 10 ft tips are available in numerous different sizes as well as densities.

### MOW/iMOW Tips

These extraordinarily easy casting and fishing tips are perfect for Skagit heads. The majority of tips are 10 ft long, which allows for a very efficient casting stroke. As a general guideline, the length of the tip you fish, should not exceed the length of the rod, making these tips ideal for spey rods between 11 ft and 14 ft. "MOW" tips have a floating back section (if dual density), while "iMOW" tips have an intermediate back section. iMOW's tend to fish slower and deeper than MOW tips, and are generally the best choice between the two.





## Traditional Spey Series InTouch Short Head Spey



### TECHNOLOGY:

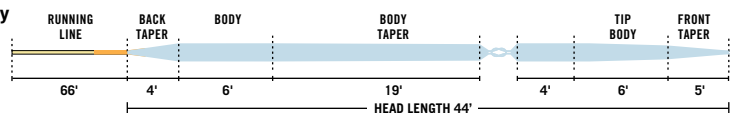
 AgentX  
 Extreme Slickness

### FEATURES:

→ Loading Point  
→ Front Loop

### InTouch Short Head Spey

Example: #7/8 520gr  
Overall Length: 110'



### AN EASY CASTING traditional Spey line design with a short head.

- Short head loads quickly and makes it simple to cast in tight quarters
- Rear loaded weight distribution loads rods easily for effortless casts

THE INTOUCH SHORT HEAD SPEY line from RIO is a very easy casting, traditional style interchangeable tip Spey line, which is ideal for Spey casters moving up from easier casting Scandi and Skagit heads. The head length varies between 40 ft and 50 ft, depending on line size, and it is a great choice of traditional Spey line for anglers using shorter rods and when fishing in tight quarters. The floating running line and body comes complete with a 15ft replacement tip. Anglers just need to switch this tip out with the appropriately sized sink tip to get the utmost in versatility. The line is built with RIO's ultra-low stretch ConnectCore for the very best in efficiency and load.

SKU	Size	Head Length	Overall Length	Sink Rate	Color
<b>InTouch Short Head Spey</b>					
RP21234	5/6F - 430gr/27,9g	40ft/12,2m	100ft / 30m	Float	Blue / Orange / Straw
RP21235	6/7F - 470gr/30,5g	42ft/12,8m	110ft / 33.8m		
RP21236	7/8F - 520gr/33,7g	44ft/13,4m	110ft / 33.8m		
RP21237	8/9F - 580gr/37,6g	46ft/14,0m	115ft / 35m		
RP21238	9/10F - 650gr/42,2g	48ft/14,6m	120ft / 36.5m		
RP21239	10/11F - 730gr/47,4g	50ft/15,2m	120ft / 36.5m		

## Traditional Spey Series InTouch Mid Head Spey

NEW!



### TECHNOLOGY:

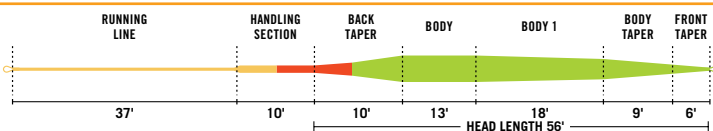
 ConnectCore  
 AgentX  
 Extreme Slickness

### FEATURES:

→ Front Loop  
→ Loading Point

### InTouch Mid Head Spey

Example: 8/9  
Overall Length: 115'



### A VERSATILE, MID BELLY LENGTH SPEY LINE that is ideal on rods of 13 to 14ft and on mid-sized rivers

- Rear weighted design loads rods easily and ensures effortless, efficient Spey casts
- Ultra-low stretch ConnectCore for maximum performance
- Mid length head for great mending and line control at distance

THE INTOUCH MID HEAD SPEY line has an easy casting mid length head, with a long "step" taper at the front that unrolls with extreme ease and efficiency. The head length is ideal for Spey rods between 13ft and 14ft in length, and for mid-sized rivers. The line is built with RIO's ultra-low stretch ConnectCore for the very best in performance, and features AgentX & Extreme Slickness technologies, as well as welded loops on both ends, and a Loading Point marker.

SKU	Size	Head Length	Overall Length	Sink Rate	Color
<b>NEW! InTouch Mid Head Spey</b>					
RP21166	6/7F - 520gr/33,7g	52ft/15,8m	110ft / 33.8m	Float	Green / Orange / Straw
RP21167	7/8F - 570gr/37g	54ft/16,5m	110ft / 33.8m		
RP21168	8/9F - 635gr/41,1g	56ft/17,1m	115ft / 35m		
RP21169	9/10F - 700gr/45,4g	58ft/17,7m	120ft / 36.5m		
RP21170	10/11F - 785gr/50,9g	60ft/18,3m	120ft / 36.5m		

## Traditional Spey Series InTouch Long Head Spey



### TECHNOLOGY:

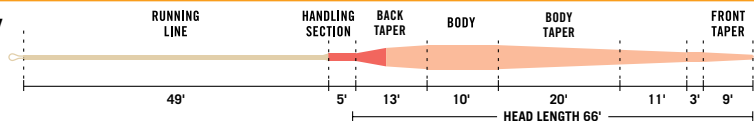
 ConnectCore  
 AgentX  
 Extreme Slickness

### FEATURES:

→ Loading Point  
→ Front Loop

### InTouch Long Head Spey

Example: 8/9  
Overall Length: 115'



### DESIGNED FOR LONG two-handed rods and big rivers

- Long head length for the very best in line control and fishability
- Ultra-low stretch ConnectCore for maximum load and efficiency
- Sophisticated taper design for easy effortless distance

THE INTOUCH LONG HEAD SPEY line has been designed for bigger rivers and long two-handed and Spey rods. A series of sophisticated tapers and steps in the line design makes this one of the easiest casting long belly lines on the market, and a total joy to cast. The rear weight distribution ensures the rod loads easily, while the unique front taper design allows energy to unroll effortlessly to the fly – resulting in easy and effortless distance. The line is built with RIO's ultra-low stretch ConnectCore for the very best in efficiency and load.

SKU	Size	Head Length	Overall Length	Sink Rate	Color
<b>InTouch Long Head Spey</b>					
RP20627	7/8F - 620gr/40,2g	64ft/19,5m	110ft / 33.8m	Float	Peach / Orange / Straw
RP20628	8/9F - 690gr/44,8g	66ft/20,1m	115ft / 35m		
RP20629	9/10F - 765gr/50g	68ft/20,7m	120ft / 36.5m		
RP20630	10/11F - 840gr/54,5g	70ft/21,3m	120ft / 36.5m		





## Switch Series InTouch Switch Chucker

**TECHNOLOGY:**


- ConnectCore
- AgentX
- Extreme Slickness

**FEATURES:**

- DualTone
- Front Loop

**InTouch Switch Chucker**

Example: #7  
Overall Length: 100'

**AN EASY CASTING, POWERFUL LINE** with a short head for throwing streamers, indicators and sink tips

- Short, powerful head for effortless casts
- Easily handles sink tips and indicator rigs

THE INTOUCH CHUCKER is a very easy casting, extremely powerful line with a short-head designed to cast indicators, sink tips and large flies. It is the best choice of Switch line for fishing at close quarters and for any Switch rod user who wants the casting to be as easy as possible.

SKU	Size	Head Length	Overall Length	Sink Rate	Color
<b>InTouch Switch Chucker</b>					
RP21643	#2 - 225gr/14,6g	25ft/8,2m	100ft / 30.5m	Float	Gray / Orange / Green
RP21644	#3 - 275gr/17,8g	25ft/8,2m	100ft / 30.5m		
RP21645	#4 - 325gr/21,1g	25ft/8,2m	100ft / 30.5m		
RP21646	#5 - 370gr/24g	25ft/8,2m	100ft / 30.5m		
RP21647	#6 - 420gr/27,2g	25ft/8,2m	100ft / 30.5m		
RP21648	#7 - 465gr/30,1g	25ft/8,2m	100ft / 30.5m		
RP21649	#8 - 520gr/33,7g	25ft/8,2m	100ft / 30.5m		
RP21650	#9 - 570gr/37g	25ft/8,2m	100ft / 30.5m		

## Switch Series InTouch Switch

**TECHNOLOGY:**

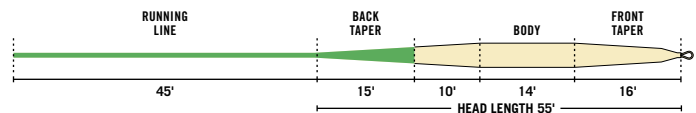
- ConnectCore
- AgentX
- Extreme Slickness

**FEATURES:**

- DualTone
- Front Loop

**InTouch Switch**

Example: #7/8  
Overall Length: 100'

**DESIGNED FOR SWITCH ROD** whether for overhead or spey casting

- Short, powerful front taper that easily casts indicators and large flies
- Long head for great mending and fly control at distance
- Unique taper that can be overhead or spey cast according to casting skill and situation

With a long head and rear taper, this line is the best choice of Switch line for anglers that want complete control of the way the line and fly fish at distance. A unique taper design ensures that casters can either overhead cast, or spey cast according to their individual skills and situation.

SKU	Size	Head Length	Overall Length	Sink Rate	Color
<b>InTouch Switch</b>					
RP21405	4/5F - 300gr/19,4g*	55ft/16,8m	100ft / 30m	Float	Beige / Pale Green
RP21406	5/6F - 350gr/22,7g*	55ft/16,8m	100ft / 30m		
RP21407	6/7F - 410gr/26,6g*	55ft/16,8m	100ft / 30m		
RP21408	7/8F - 460gr/29,8g*	55ft/16,8m	100ft / 30m		
RP21409	8/9F - 520gr/33,7g*	55ft/16,8m	100ft / 30m		

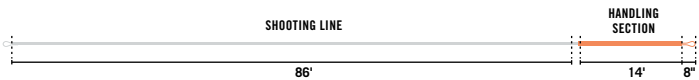
\*At color change

FLY LINE SKEINS WAITING  
TO BE COILED AND CUT  
INTO INDIVIDUAL LINES



- TECHNOLOGY:**
- ConnectCore
  - Extreme Slickness
- FEATURES:**
- 8" Front Loop
  - 8" Back Loop

**ConnectCore Shooting Line**  
 Example: .026"  
 Overall Length: 100'



**AN INCREDIBLY SENSITIVE SHOOTING LINE WITH**  
 fantastic no-tangle performance – the best shooting line ever made.

- Ultra-low stretch ConnectCore allows anglers to feel every single touch
- Thick, highly visible handling section for durability and visibility
- Unbelievable no-tangle casting performance

RIO'S CONNECTCORE SHOOTING LINE is the very best coated shooting line on the market with tremendous assets for the Spey fly fisher. Built on an ultra-low stretch core, it allows anglers to stay perfectly in touch with their fly throughout the swing and feel every slight touch. A thick, highly visible handling section makes it easy to grip the line, and shows when to stop stripping and make the cast. The super slick XS Technology coating floats high and shoots far.

Both ends of the shooting line have large, 8" loops neatly welded to the end to allow easy rigging. Anglers can utilize the thick handling section at the front, or keep the thinner non-orange end at the front.

SKU	Size	Handling Section	Overall Length	Sink Rate	Color
ConnectCore Shooting Line					
RP19045	.026"/0,66 mm - 15lb	16ft / 0.038"	100ft / 30.5m	Float	Light Gray / Hot Orange
RP19046	.032"/0 81 mm - 20lb	17ft / 0.043"	100ft / 30.5m		Pale Green / Hot Orange
RP19047	.037"/0,94 mm - 20lb	18ft / 0.045"	100ft / 30.5m		Pale Blue / Hot Orange
RP19048	.037"/0,94 mm - 20lb	19ft / 0.049"	100ft / 30.5m		Straw / Hot Orange

## MATCHING SHOOTING LINES

### CHOOSING THE RIGHT SHOOTING LINE

There are many different types of shooting lines on the market; here is a guideline of when to use which.

There are two types of shooting lines, thin coated floating shooting lines and hard nylon shooting lines. Hard nylon shooting lines give the maximum distance, while coated shooting lines float high and are easier to handle.

- It is important to match the right size of shooting line to the size of the head used to ensure the longest possible flight time. The following guideline is a good place to start if you want to match a head weight to the right shooting line size. It is only a guideline, and casters can use heavier or lighter shooting lines based on personal preference.

Head Weight	ConnectCore	GripShooter	Powerflex	SlickShooter
200–400gr (12-26 g)	0,026" (0,66 mm) RP19045	25 lb RP19040	0,024" (0,60 mm) RP19030	25 lb RP20489
400–550gr (26-36 g)	0,032" (0,81 mm) RP19046	35 lb RP19041	0,030" (0,76 mm) RP19031	35 lb RP20490
550-675gr (36-44 g)	0,037" (0,93 mm) RP19047	44 lb RP19042	0,035" (0,88 mm) RP19032	44 lb RP20494
675gr + (44 g +)	0,042" (1,0 mm) RP19048	50 lb RP19043	0,040" (1,0 mm) RP19038	50 lb RP20491

### COATED FLOATING LINES

#### ConnectCore

ConnectCore shooting lines have virtually no stretch, allowing anglers to stay perfectly in touch with their fly throughout the swing and feel every slight touch. A thicker diameter handling section prolongs the life of the line and ensures it is very easy to grip the line in cold conditions, while the highly visible front section makes it very easy to see when to stop stripping and make the cast.

#### Powerflex Shooting Line

Powerflex shooting line is a coated fly line type shooting line, that floats high and has regular stretch of around 30%—which is ideal when some elasticity is required.

### HARD NYLON LINES

#### GripShooter

GripShooter is a thin, hard nylon shooting line with a unique coated handling section that is very easy to grip. The shooting line gives casters maximum distance, is light enough to hold off the water at range and allows anglers great control of their head and fly far out in the swing. The hard nylon is an oval shape that gives maximum distance and drastically reduces the amount of tangles.

#### SlickShooter

SlickShooter is a thin, hard nylon shooting line that give long distances and allows anglers to hold a lot of line off the water during the swing. It is the most economical shooting line of all. The hard nylon is an oval shape that gives maximum distance and drastically reduces the amount of tangles.






## Powerflex® Max Shooting Line

NEW!

### Powerflex Max Shooting Line

Example: .024"  
Overall Length: 100'



### A HARD, TOUGH COATED SHOOTING LINE, which excels on the shoot

- Hard, tough coated shooting line for durability and long casts
- Powerflex Core that does not wilt and tangle
- Large welded loop for fast, easy rigging

RIO'S POWERFLEX MAX SHOOTING LINE is an excellent shooting line for anglers using Skagit or Scandi style shooting heads. It features an extremely tough outer coating, over a medium stiff Powerflex core that shoots with unbelievable ease for ultra long casts, has greatly increased durability and ensures tangle-free performance, cast after cast. The line's ultra-slick coating floats high on the surface, allowing for reduced drag and making it easy to shoot. Bullet proof welded loops on each end make it fast and easy to rig, while the front loop is large enough to pass an entire shooting head coil through, for maximum speed and efficiency when rigging.

SKU	Size	Size	Overall Length	Strength	Sink Rate	Color
<b>NEW! Powerflex Max Shooting Line</b>						
RP19056	.024"/0,60 mm	25lb / 11.3kg	100ft / 30.5m	25lb	Float	Orange
RP19057	.030"/0,76 mm	25lb / 11.3kg	100ft / 30.5m	25lb		Chartreuse
RP19058	.035"/0,89 mm	30lb / 13.6kg	100ft / 30.5m	30lb		Blue
RP19059	.040"/1,00 mm	35lb / 15.9kg	100ft / 30.5m	35lb		Yellow

#### TECHNOLOGY:

Extreme Slickness

#### FEATURES:

- 8" Front Loop
- Back Loop

## GripShooter

### GripShooter

Example: 25lb  
Overall Length: 100'



### A HARD NYLON SHOOTING LINE WITH A UNIQUE HANDLING SECTION – the best choice for distance.

- Thick, highly visible handling section for grip, durability and visibility

RIO'S GRIPSHOOTER is based on the very popular SlickShooter, but has a thick, coated handling section that makes it very easy to grip in cold conditions. The thin nylon shooting line gives caster's the maximum distance and is light enough to hold off the water at range and allow anglers great control of their head and fly far out in the swing. A neat 8" welded loop at the front end allows for fast and efficient head changes.

SKU	Size	Handling Section	Overall Length	Color
<b>GripShooter</b>				
RP19040	25lb / 11.3kg	16ft / 0.037"	100ft / 30.5m	Blue
RP19041	35lb / 15.9kg	17ft / 0.040"	100ft / 30.5m	Green
RP19042	44lb / 20kg	18ft / 0.043"	100ft / 30.5m	Red
RP19043	50lb / 22.7kg	19ft / 0.045"	100ft / 30.5m	Yellow

#### TECHNOLOGY:

Extreme Slickness

#### FEATURES:

- 8" Front Loop

## SlickShooter

### SlickShooter

Example: 25lb  
Overall Length: 115'



### A HARD NYLON SHOOTING LINE FOR DISTANCE

A super-hard, slick finish oval-shaped nylon shooting line, with no memory after being stretched and an extremely low coefficient of friction for long distance casts.


SKU	Size	Diameter	Overall Length	Color
<b>SlickShooter</b>				
RP20489	25lb / 11.3kg	.012" x .022"	115ft / 35.1m	Blue
RP20490	35lb / 15.9kg	.014" x .026"	115ft / 35.1m	Green
RP20494	44lb / 20kg	.016" x .030"	115ft / 35.1m	Red
RP20491	50lb / 22.7kg	.017" x .031"	115ft / 35.1m	Yellow

To watch a short video on how to choose the correct shooting line go to:  
<http://vimeo.com/70445572>



## Spey VersiLeader

Polymer Coated Tapered Leader



RIO'S SPEY VERSILEADERS are designed for the spey angler, with strong nylon cores in excess of 24 lbs and a range of different sinking (and floating) densities. They are a great addition to Spey lines and Scandinavian style heads and provide the angler with a wide range of quick-change depth options.

- Strong, nylon core in excess of 24 lbs
- A complete range of floating and sinking densities
- Slim, neat welded loop in the butt for quick rigging quick rigging

### IDEAL FOR:


- Spey Lines
- Light Skagit Lines

**Note**  
NO METRIC LABELS

SKU	Size	Length	Test	Sink Rate	Color
<b>Spey VersiLeader 6ft</b>					
• RP24550	6ft / 1.5ips	6ft / 1.8m	24lb / 12kg	Intermediate (1.5ips)	Clear / Clear Loop
• RP24551	6ft / 3ips	6ft / 1.8m	24lb / 12kg	Slow Sink (3 ips)	Brown / Green Loop
• RP24552	6ft / 4ips	6ft / 1.8m	24lb / 12kg	Medium Sink (4 ips)	Blue / Red Loop
• RP24553	6ft / 5ips	6ft / 1.8m	24lb / 12kg	Fast Sink (5 ips)	Black / Blue Loop
• RP24554	6ft / 7ips	6ft / 1.8m	24lb / 12kg	Extra Fast Sink (7 ips)	Black / Black Loop
<b>Spey VersiLeader 10ft</b>					
RP51049	10ft / Floating	10ft / 3m	24lb / 12kg	Float	Olive
RP51050	10ft / 1.5ips	10ft / 3m	24lb / 12kg	Intermediate (1.5ips)	Clear / Clear Loop
RP51051	10ft / 3ips	10ft / 3m	24lb / 12kg	Slow Sink (3 ips)	Brown / Green Loop
RP51052	10ft / 4ips	10ft / 3m	24lb / 12kg	Medium Sink (4 ips)	Blue / Red Loop
RP51053	10ft / 5ips	10ft / 3m	24lb / 12kg	Fast Sink (5 ips)	Black / Blue Loop
RP51054	10ft / 7ips	10ft / 3m	24lb / 12kg	Extra Fast Sink (7 ips)	Black / Black Loop
<b>Spey VersiLeader KITS</b>					
RP24224	10ft /	10ft / 3m	24lb / 12kg	Varies	Varies

## Light Scandi VersiLeader

Polymer Coated Tapered Leader



RIO'S SCANDI VERSILEADERS are designed for the lighter weight Scandi heads and Spey lines, and are particularly suitable for heads up to 8wt in size. A range of different sinking (and floating) densities provide the angler with a wide range of quick-change depth options.

- Lightweight, finely balanced tapers
- A complete range of floating and sinking densities
- Slim, neat welded loop in the butt for quick rigging

### IDEAL FOR:

- Scandinavian Heads
- Light Spey Lines


**Note**  
NO METRIC LABELS

SKU	Size	Length	Test	Sink Rate	Color
<b>Light Scandi VersiLeader</b>					
• RP24123	10ft / Float	10ft / 4.6m	24lb / 12kg	Float	Translucent
• RP24124	10ft / 1.5ips	10ft / 4.6m	24lb / 12kg	Intermediate (1.5ips)	Clear / Clear Loop
• RP24125	10ft / 3ips	10ft / 4.6m	24lb / 12kg	Slow Sink (3 ips)	Brown / Green Loop
• RP24126	10ft / 5ips	10ft / 4.6m	24lb / 12kg	Fast Sink (5 ips)	Black / Blue Loop

**MARKING THE  
BACK END OF AN  
INTOUCH RIO GRAND**



## Spey Accessories Welding Tubing



RIO Welding Tubing compliments the InTouch level "T" sinking material, allowing anglers and fly shops to customize the length of each sink tip by welding a loop in the end. The Level "T" Welding Tubing is a heat-shrink tubing that sits over a doubled-back fly line to allow for an easy welded loop to be performed. There are two sizes of tubing available, "Regular" and "Large".

The Regular tubing has an internal diameter of 1/16th of an inch and is great for T11 and smaller, while the Large tubing has an internal diameter of 3/32nds of an inch, and best for T14 and larger. Both tubes shrink to approximately 50% of their original size.

Both sizes of tube are available in two quantities: The "Pack" has 20 pieces of 6" tubing, while the "Bulk" pack contains a 50 ft coil of tubing.

To watch a video on how to weld a loop in the end of the line, go to: <https://vimeo.com/117008675>

SKU	Size	Int. Diameter	Qty
<b>Welding Tubing</b>			
RP26333	Regular Pack	.0625" (1/16th inch) 1,59 mm	20 x 6" tubes
RP26334	Regular Bulk	.0625" (1/16th inch) 1,59 mm	1 x 50ft coil
RP26335	Large Pack	.09375" (3/32th inch) 2,38 mm	20 x 6" tubes
RP26336	Large Bulk	.09375" (3/32th inch) 2,38 mm	1 x 50ft coil

## Anti Twist Spey Swivel



RIO's Spey swivel attaches (via loop-to-loop connections) between the shooting line and shooting head and eliminates twists and kinks often caused by spey casting

SKU	Description
<b>Anti Twist Spey Swivel</b>	
RP26009	3 Per Pack

## Modern Spey Casting DVD



The most comprehensive film on spey casting techniques ever made. This triple disc DVD from RIO stars a notable team of experts: George Cook, Simon Gawesworth, Mike McCune, Scott O'Donnell, Dana Sturn and Ed Ward. Learn from these masters the classic Single Spey, Double Spey, Switch cast and Roll cast, and also the modern spey casts such as the Snake Roll, Circle Spey, Snap T, Snap Z, Wombat cast, Underhand cast, Spiral Spey, Spiral Double Spey, Jelly Roll, Perry Poke and Skagit casting.

SKU	Description
RP26069	Instructional Spey Casting DVD (3-Disc, 240 minutes)





## RIO Spey Line Head

### Weight Specifications

#### SKAGIT SERIES

##### Skagit Max Short

ROD SIZE	Grains / Grams	Head Length
2	200gr / 12.9g	17ft / 5.2m
2/3	225gr / 14.6g	17ft / 5.2m
3	250gr / 16.2g	17ft / 5.2m
3/4	275gr / 17.8g	20ft / 6.1m
4	300gr / 19.4g	20ft / 6.1m
4/5	325gr / 21.1g	20ft / 6.1m
5	350gr / 22.7g	20ft / 6.1m
5/6	375gr / 24.3g	20ft / 6.1m
6	400gr / 25.9g	20ft / 6.1m
6	425gr / 27.5g	20ft / 6.1m
6/7	450gr / 29.2g	20ft / 6.1m
7	475gr / 30.8g	20ft / 6.1m
7	500gr / 32.4g	20ft / 6.1m
7/8	525gr / 34g	20ft / 6.1m
8	550gr / 35.7g	20ft / 6.1m
8	575gr / 37.3g	20ft / 6.1m
8/9	600gr / 38.9g	20ft / 6.1m
9	625gr / 40.5g	20ft / 6.1m
9	650gr / 42.2g	20ft / 6.1m

##### Skagit Max

ROD SIZE	Grains / Grams	Head Length
6	425gr / 27.5g	23ft / 7m
6/7	450gr / 29.2g	23ft / 7m
7	475gr / 30.8g	23ft / 7m
7	500gr / 32.4g	23ft / 7m
7/8	525gr / 34g	23ft / 7m
8	550gr / 35.7g	23ft / 7m
8	575gr / 37.3g	24ft / 7.3m
8/9	600gr / 38.9g	24ft / 7.3m
9	625gr / 40.5g	24ft / 7.3m
9	650gr / 42.2g	25ft / 7.6m
9/10	675gr / 43.8g	25ft / 7.6m
10	700gr / 45.4g	25ft / 7.6m
10/11	725gr / 47g	25ft / 7.6m
11	750gr / 48.7g	25ft / 7.6m

##### Skagit Max Long

ROD SIZE	Grains / Grams	Head Length
7	500gr / 32.4g	27ft / 8.2m
7/8	525gr / 34g	27ft / 8.2m
8	550gr / 35.7g	28ft / 8.5m
8	575gr / 37.3g	28ft / 8.5m
8/9	600gr / 38.9g	29ft / 8.8m
9	625gr / 40.5g	29ft / 8.8m
9	650gr / 42.2g	29ft / 8.8m
9/10	675gr / 43.8g	30ft / 9.1m
10	700gr / 45.4g	30ft / 9.1m
10/11	720gr / 46.8g	30ft / 9.1m
11	750gr / 48.7g	30ft / 9.1m

##### iFlight

ROD SIZE	Grains / Grams	Head Length
5	350gr / 22.7g	18ft / 5.5m
5/6	375gr / 24.3g	18ft / 5.5m
6	425gr / 27.5g	20ft / 6.1m
6/7	450gr / 29.2g	20ft / 6.1m
6/7	475gr / 30.8g	20ft / 6.1m
7	500gr / 32.4g	22ft / 6.7m
7/8	525gr / 34g	22ft / 6.7m
8	550gr / 35.7g	22ft / 6.7m
8	575gr / 37.3g	22ft / 6.7m
8/9	600gr / 38.9g	23ft / 7m
9	650gr / 42.2g	23ft / 7m
10	700gr / 45.4g	23ft / 7m
11	750gr / 48.7g	23ft / 7m

##### Skagit Trout Max

ROD SIZE	Grains / Grams	Head Length
2	200gr / 13g	11ft / 13.4m
2/3	225gr / 14.6g	11ft / 13.4m
3	250gr / 16.2g	11ft / 13.4m
3/4	275gr / 17.8g	11ft / 13.4m

#### SCANDI SERIES

##### Scandi Body

ROD SIZE	Grains / Grams	Head Length
6	305gr / 19.8g	23ft / 7m
6/7	325gr / 21.1g	23ft / 7m
7	350gr / 22.7g	23ft / 7m
7/8	375gr / 24.3g	23ft / 7m
8	400gr / 25.9g	23ft / 7m
8/9	425gr / 27.5g	23ft / 7m
9	455gr / 29.5g	23ft / 7m
10	500gr / 32.4g	24ft / 7.3m
11	540gr / 35g	25ft / 7.6m

##### Scandi Short VersiTip

ROD SIZE	Grains / Grams	Head Length
4	275gr / 17.8g	33ft / 10m
5	320gr / 20.7g	33ft / 10m
6	370gr / 24g	33ft / 10m
7	425gr / 27.5g	33ft / 10m
8	485gr / 31.4g	33ft / 10m
9	550gr / 35.7g	33ft / 10m

##### Scandi VersiTip

ROD SIZE	Grains / Grams	Head Length
7	445gr / 28.8g	38ft / 11.6m
8	510gr / 33.1g	38ft / 11.6m
9	585gr / 37.9g	38ft / 11.6m
10	650gr / 42.2g	39ft / 11.9m
11	700gr / 45.4g	40ft / 12.2m

##### RIO Scandi Short

ROD SIZE	Grains / Grams	Head Length
2	180gr / 11.7g	28ft / 8.5m
2	210gr / 13.6g	28ft / 8.5m
3	240gr / 15.5g	29ft / 8.8m
4	270gr / 17.5g	29ft / 8.8m
5	300gr / 19.4g	31ft / 9.5m
5/6	330gr / 21.4g	31ft / 9.5m
6	360gr / 23.3g	31ft / 9.5m
6	390gr / 25.3g	31ft / 9.5m
6/7	420gr / 27.2g	31ft / 9.5m
6/7	435gr / 28.2g	32ft / 9.8m
7	450gr / 29.2g	34ft / 10.4m
7/8	480gr / 31.1g	34ft / 10.4m
8	510gr / 33.1g	34ft / 10.4m
9	540gr / 35g	34ft / 10.4m

##### RIO Scandi

ROD SIZE	Grains / Grams	Head Length
6/7	400gr / 25.9g	36ft / 11m
7/8	460gr / 29.8g	37ft / 11.2m
8/9	520gr / 33.7g	38ft / 11.6m
9/10	580gr / 37.6g	39ft / 11.9m
10	610gr / 39.5g	40ft / 12.2m
10/11	640gr / 41.5g	40ft / 12.2m

#### TRADITIONAL SERIES

##### InTouch Short Head Spey

ROD SIZE	Grains / Grams	Head Length
5/6	430gr / 27.9g	40ft / 12.2m
6/7	470gr / 30.5g	42ft / 12.8m
7/8	520gr / 33.7g	44ft / 13.4m
8/9	580gr / 37.6g	46ft / 14m
9/10	650gr / 42.2g	48ft / 14.6m
10/11	730gr / 47.4g	50ft / 15.2m

##### InTouch Mid Head Spey

ROD SIZE	Grains / Grams	Head Length
6/7	520gr / 33.7g	52ft / 15.8m
7/8	570gr / 37g	54ft / 16.5m
8/9	635gr / 41.1g	56ft / 17.1m
9/10	700gr / 45.4g	58ft / 17.7m
10/11	785gr / 50.9g	60ft / 18.3m

##### InTouch Long Head Spey

ROD SIZE	Grains / Grams	Head Length
7/8	620gr / 40.2g	64ft / 19.5m
8/9	690gr / 44.8g	66ft / 20.1m
9/10	765gr / 50g	68ft / 20.7m
10/11	840gr / 54.5g	70ft / 21.3m

#### SWITCH

##### InTouch Switch Chucker

ROD SIZE	Grains / Grams	Head Length
2	225gr / 14.6g	25ft / 8.2m
3	275gr / 17.8g	25ft / 8.2m
4	325gr / 21.1g	25ft / 8.2m
5	370gr / 24g	25ft / 8.2m
6	420gr / 27.2g	25ft / 8.2m
7	465gr / 30.1g	25ft / 8.2m
8	520gr / 33.7g	25ft / 8.2m
9	570gr / 37g	25ft / 8.2m

##### InTouch Switch

ROD SIZE	Grains / Grams	Head Length
4/5	300gr / 19.4g*	55ft / 16.8m
5/6	350gr / 22.7g*	55ft / 16.8m
6/7	410gr / 26.6g*	55ft / 16.8m
7/8	460gr / 29.8g*	55ft / 16.8m
8/9	520gr / 33.7g*	55ft / 16.8m

\*At color change





## Tippet Rings




Tippet Rings are small, very strong and lightweight, and make rigging and tippet replacement fast and easy. A leader with a tippet ring turns over perfectly, and they are light enough to use when fishing dry flies. Just tie the tippet ring to a leader with a clinch knot, and then add the required tippet in the same way. Tapered leaders last longer with a tippet ring as the leader will not be shortened every time the angler replaces the tippet. Tippet rings also make it extremely easy to add droppers, and are an excellent choice for European Style Nymphing and for Indicator nymph fishing.

2 sizes – Trout, 25lb/2mm diameter and Steelhead, 45lb/3mm diameter. There are 10 Tippet Rings per pack.

SKU	Description	Strength	Size	Qty
<b>Tippet Rings - 10 Pack</b>				
RP26032	Trout Tippet Ring	25lb / 11.4kg	2mm	10 per pack
RP26033	Steelhead Tippet Ring	45lb / 20.5kg	3mm	10 per pack

## Braided Loops



A quick and easy way to put a loop on the end of a fly line.

To watch a short video on how to attach a braided loop to a fly line, go to: <http://vimeo.com/70585073>

SKU	Description	Size	Color
<b>Braided Loops</b>			
RP26082	4 Pack with Tubing	Regular	White
RP26081	4 Pack with Tubing	Large	
RP26083	4 Pack with Tubing	Xlarge	

**RIO GOLD FLY LINE  
COILS READY TO  
BE PACKAGED**



## RIO Headcase



The ultimate shooting head case with tough 6mm storage bags arranged to allow easy viewing and flipping of heads, as well as mesh pockets for storing leaders and tippet spools. The bags are large enough to hold regular shooting heads, Skagit shooting heads and long Scandinavian shooting heads and 10 bags per case leave plenty of room for a varied selection of RIO heads. Additional storage bags can be purchased in sets of 5.

### FEATURES:

- **YKK Zipper**
- **Flip-Over Access**
- **Convenient Handle**

SKU	Description	Color
RP26052	RIO Headcase	Blue with Yellow Trim
RP26005	RIO Headcase Insert	Clear

## Shooting Head Wallet



Two sizes of shooting head wallets that are completely aerated for storing shooting heads and sink tips. The regular sized wallet is great for tips, while the Large size is perfect for shooting heads.

SKU	Description	Size	Color
<b>Shooting Head Wallet</b>			
RP26053	Head Wallet	Mesh Wallet for Large Shooting Heads	Blue Mesh
RP26054	Tips Wallet	Mesh Wallet for 15ft Tips	Blue Mesh

## Leader Wallet



The RIO leader wallet is perfect for storing leaders. With six pockets there is plenty of room for a selection of RIO leaders. The best leader wallet out there.

SKU	Description	Color
<b>Leader Wallet</b>		
RP26055	Leader Wallet	Blue
RP26002	Leader Wallet Insert	Clear

## Cranky Kit




RIO's Cranky Kit is a quick, convenient fly line spooling/storage station that includes one RIO Cranky (featuring ergonomically shaped handles for a smooth, comfortable operation) and a RIO fly line spool.

With a RIO Cranky kit, anglers can change lines quickly and efficiently as fishing conditions change. Simply wind the line off the reel through the rod on to the fly line spool that is provided, unloop the line from the backing, then loop the new line to the backing and wind the new line on to the reel. With this technique anglers will not need to restring the rod.

In addition, with a few extra fly line spools, anglers can build a convenient fly line storage system and library.

SKU	Description	Color
RP26055	Cranky Kit	Clear spool with Yellow / Blue Cranky





## AgentX Line Dressing



The AgentX Line Dressing is specifically formulated to enhance the performance of modern fly lines. Treated lines will cast farther, remain clean longer and float higher than untreated lines. RIO's proprietary formulation features lubricants used in AgentX lines that keep the line slick and clean. Easy to apply. 1 oz. Bottle.

SKU	Description
RP26079	AgentX Line Dressing

## AgentX Line Cleaning Kit



A handy cleaning kit, complete with four Wonder cloths and a 1 oz bottle of AgentX line dressing. To watch a detailed video on how best to clean a fly line, go to: <http://vimeo.com/50718362>

SKU	Description
RP26075	AgentX Line Cleaning Kit

## Fly Line Cleaning Towelette



Quickly clean your fly line and enhance its performance with this handy cloth.

SKU	Description
RP26010	Fly line cleaning towelette
RP26008	Refill bag of 50 fly line cleaning towelettes
RP26007	Fish bowl with 100 fly line cleaning towelettes





## Backing



### A HIGH QUALITY, SUPER SMOOTH BRAID that is 100% reliable

RIO's traditional Dacron® braided backing features high strength and low stretch and is unsurpassed in quality. A good compromise between thinness and the ability to make blind splice loops. It's easier to knot than other brands that are very thin but have too tight a weave for a blind splice loop.

SKU	Size	Overall Length	Color
<b>Backing</b>			
RP20500	20lb	100yds	Chartreuse
RP20510	20lb	100yds	Orange
RP20501	30lb	100yds	Chartreuse
RP20511	30lb	100yds	Orange
RP20506	20lb	200yds	Chartreuse
RP20507	30lbs	300yds	Chartreuse
RP20502	20lb	2400yds	Chartreuse
RP20508	20lb	2400yds	White
RP20512	20lb	2400yds	Orange
RP20503	30lb	2400yds	Chartreuse
RP20509	30lb	2400yds	White
RP20513	30lb	2400yds	Orange
RP20514	20lb	5000yds	White
RP20505	20lb	5000yds	Chartreuse
RP20515	30lb	5000yds	White
RP20504	30lb	5000yds	Chartreuse

## 2-Tone Gel Spun Backing



### A SUPER STRONG, ultra thin backing with no stretch

Two-tone GSP Backing: RIO's premium quality Gel Spun Backing is metered every 50 yds with a color change from Red to Yellow. The color change gives the angler a visual reference to determine how far a long running saltwater species has gone and how much line there is to be retrieved.

This universal backing is appropriate for any rod/reel size and equally suited for all species; from trout to tarpon. It is roughly the same diameter as traditional 20lb Dacron backing and reel capacity can be determined as such. Available in perfect fill amounts for every angling situation.

SKU	Size	Overall Length	Color
<b>2-Tone Gel Spun Backing</b>			
RP20527	50lb / 22.7kg	100yds / 92m	Red / Yellow
RP20528	50lb / 22.7kg	300yds / 277m	Red / Yellow
RP20529	50lb / 22.7kg	500yds / 462m	Red / Yellow
RP20537	50lb / 22.7kg	1000yds / 923m	Red / Yellow

## "RIO's Favorite Fly Fishing Knots" DVD

NEW!



RIO's Favorite Fly Fishing Knots DVD is the ultimate instructional guide to the most popular and useful fly fishing knots. Each knot is tied in thick, highly visible materials, with a contrasting background that makes it very easy to see the detail of each knot tied.

In addition, each relevant knot is tied in 10lb tippet material and then shown tested until it breaks - ending with a readout of the percentage strength of the knot. This is a fabulous resource for anglers that are concerned about using the strongest knot.

#### Fly to Leader Knots:

Clinch Knot, Belize Loop Knot, Improved Clinch Knot, Homer Rhodes Knot, Non Slip Loop Knot, Davy Knot, Trilene Knot, Pitzen Knot, Turle Knot

#### Leader to Tippet Knots:

Blood Knot, Improved Blood Knot, Double & Triple Surgeon Knot, Albright Knot, Slim Beauty Knot, Uni Knot

#### Loop Knots:

Double Surgeon Loop, Perfection Loop, Loop to Loop Connection, Bimini Twist, Spider Hitch

#### Other Knots:

Nail Knot, Needle Knot, How to use a Nail Knot Tool, How to make a Braided Loop, How to attach a Braided Loop, Reverse Blind Splice Loop, Arbor Knot, Wind Knot

SKU	Description
RP26016	"RIO's Favorite Fly Fishing Knots" DVD



## RIO Hats

RIO's branding and logo options are stylishly offered in this RIO hat selection.



6-26150



6-26151



6-26152



6-26154

SKU	Description	Size	Color
<b>RIO Hats</b>			
RP26150	RIO Brown Trout Logo Trucker	Universal	Graphite
RP26151	RIO Camo Trucker	Universal	Camo / Beige
RP26152	RIO Make the Connection Cap	Universal	Graphite
RP26153	RIO FlexFit Cap	S-M	Olive
RP26154	RIO FlexFit Cap	L	Olive

### FEATURES:

#### 6-26150 / RIO Brown Trout Logo Trucker:

- 100% Cotton front / 100% Polyester Mesh back
- Structured Trucker
- Dark colored undervisor to prevent glare and maximize visibility
- Adjustable snap back closure

#### 6-26151 / RIO Camo Trucker:

- 100% Cotton Front / 100% Polyester Mesh back
- Structured, Flat Brim Trucker
- Dark colored undervisor to prevent glare and maximize visibility
- Adjustable snap back closure

#### 6-26152 / RIO Make the Connection Cap:

- 100% Brushed Cotton
- Unstructured
- Loop closure at back with tuck-away port

#### 6-26026 / RIO FlexFit Cap:

- 98% Organic, 2% Spandex
- Structured Cap
- Matching Undervisor
- Available in 2 sizes for a more custom fit

## RIO Tee Shirt

Show that you use the best, RIO's t-shirts are comfortable and stylish and proudly show RIO's branding.



6-26155



6-26163



6-26159



6-26167

SKU	Description	Size	Color
<b>RIO Tees</b>			
RP26155	RIO Brown Trout Logo Tee	M	Green
RP26156	RIO Brown Trout Logo Tee	L	
RP26157	RIO Brown Trout Logo Tee	XL	
RP26158	RIO Brown Trout Logo Tee	XXL	
RP26159	RIO Tarpon Logo Tee	M	Dark Gray
RP26160	RIO Tarpon Logo Tee	L	
RP26161	RIO Tarpon Logo Tee	XL	
RP26162	RIO Brown Trout Logo Tee	XXL	
RP26163	RIO Fish Tee	M	Dark Gray
RP26164	RIO Fish Tee	L	
RP26165	RIO Fish Tee	XL	
RP26166	RIO Fish Tee	XXL	
RP26167	RIO Fish Tee	M	Light Gray
RP26168	RIO Fish Tee	L	
RP26169	RIO Fish Tee	XL	
RP26170	RIO Fish Tee	XXL	

### FEATURES:

- 100% Cotton
- Ring-spun for extra softness
- 5.5-Ounce
- Pre-Washed

## RIO Sun Mask

NEW!

RIO's Sun Mask wicks away moisture to keep you cool, is odor resistant, and shields you from 95% of harmful UV rays.



SKU	Description	Color
RP26028	RIO Sun Mask	Light Gray







## RIO Decals

Small Shield Logo Decal



6-26130



6-26100

"R" Bug Decal Die Cut



6-26131



6-26132

Medium / Large Shield Logo Decal



6-26134



6-26135

Small / Medium / Large Logo Decal Die Cut



6-26068



6-26133



6-26136

Brown Trout Logo Decal



6-26070

Tarpon Logo Decal



6-26071

Steelhead Logo Decal



6-26072

Bonefish Logo Decal



6-26073

Great range of size and color options of RIO's decals.

SKU	Description	Size	Color
RIO Logo Decals			
RP26100	Small Shield Logo Decal	3in x 1.875in / 7.6cm x 4.8cm	Yellow on Blue
RP26130	Small Shield Logo Decal	3in x 1.875in / 7.6cm x 4.8cm	Blue on Yellow
RP26131	"R" Bug Decal Die Cut	3.32in x 3in / 8.43cm x 7.62cm	Yellow on Clear
RP26132	"R" Bug Decal Die Cut	3.32in x 3in / 8.43cm x 7.62cm	Blue on Clear
RP26134	Medium Shield Logo Decal	7in x 4.375in / 17.8cm x 11.1cm	Blue on Yellow
RP26135	Large Shield Logo Decal	10in x 6.25in / 25.4cm x 15.9cm	Yellow on Blue
RP26068	Small Logo Decal Die Cut	2.5in x .75in / 6.4cm x 1.9cm	Yellow on Clear
RP26133	Medium Logo Decal Die Cut	6.875in x 3in / 17.5cm x 7.6cm	Yellow on Clear
RP26136	Large Logo Decal Die Cut	10in x 4.375in / 25.4cm x 11.1cm	Blue on Clear
RIO Scales Logo Decals			
RP26070	Brown Trout Logo Decal	3.5in x 2.215in / 8.9cm x 15.4cm	Brown Trout Scales on Green
RP26071	Tarpon Logo Decal	7in x 4.25in / 17.8cm x 10.8cm	Tarpon Scales on Blue
RP26072	Steelhead Logo Decal	7in x 4.25in / 17.8cm x 10.8cm	Steelhead Scales on Black
RP26073	Bonefish Logo Decal	3.5in x 2.125in / 8.9cm x 5.4cm	Bonefish Scales on Light Blue

A BOX FULL OF FLY LINES, READY TO BE SHIPPED AND TAKEN ON TO THE WATER

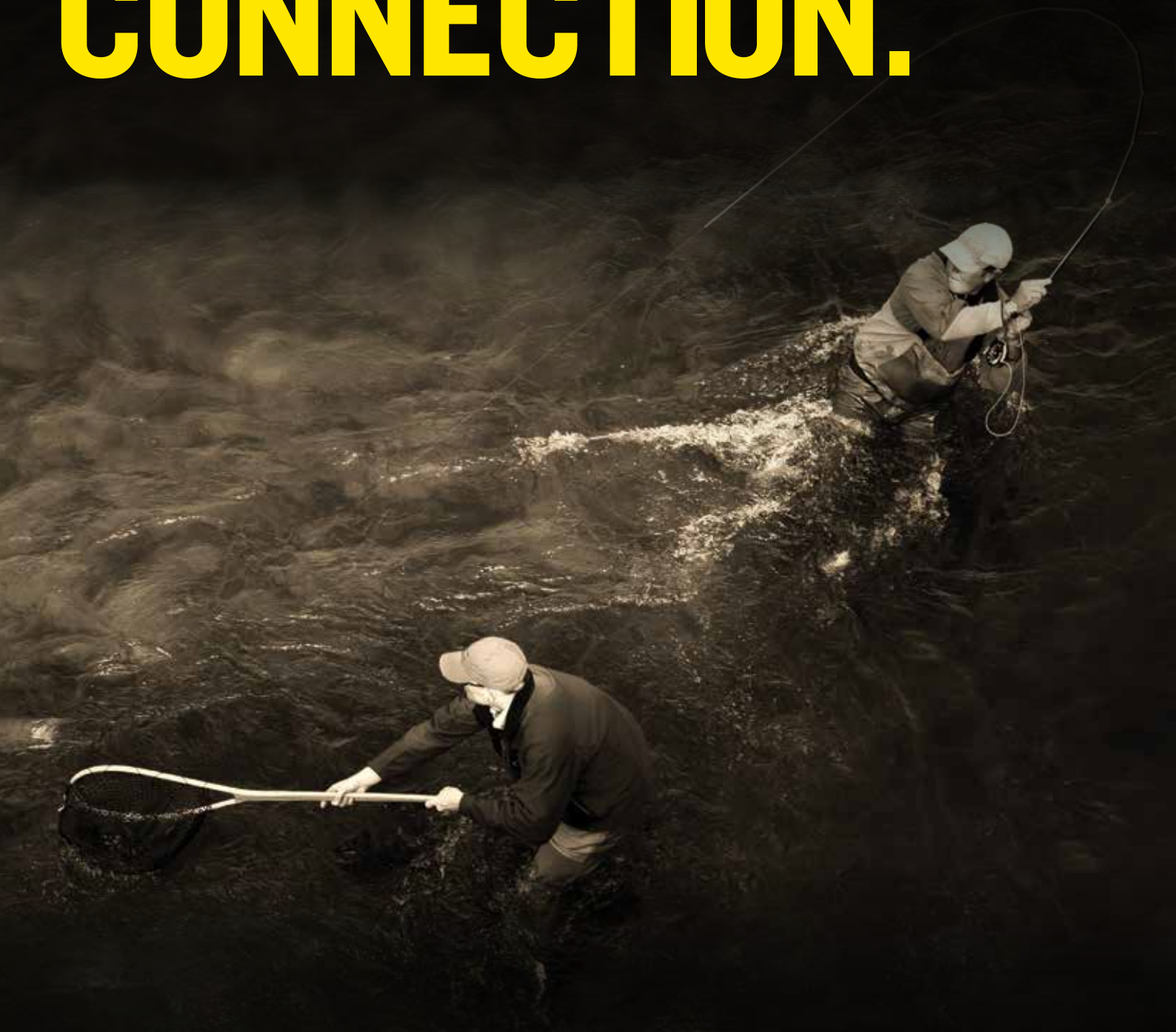




ALL FLY LINES ARE MADE WITH PRIDE IN OUR IDAHO FALLS FACILITY



# MAKE THE CONNECTION.



DISTRIBUTOR FOR SCANDINAVIA



**FAIRPOINT**  
— OUTDOORS —

Gydevang 4 - DK-3450 Allerød - Denmark - Phone: +45 48 10 38 00 Fax: +45 48 10 38 10

